

OKLAHOMA

MEN'S BASKETBALL

Mike Houck, Associate Communications Director

McClendon Center for Intercollegiate Athletics

180 West Brooks, Suite 2525 | Norman, OK 73019

Office: (405) 325-8227 | Cell: (405) 249-5892 | E-Mail: mhouck@ou.edu

www.SoonerSports.com | Twitter: @SoonerSportscom; @SoonerHoops; @LonKruger

26 NCAA Tournaments | 4 Final Fours | 14 Conference Championships | 30 All-Americans | 27 Postseason Appearances In The Last 30 Years

Oklahoma Schedule

N1 NORTHEASTERN STATE (Ex.) W 85-51
N6 WASHBURN (Ex.) W 85-59

N11 IDAHO STATE W 78-74
N18 COPPIN STATE W 92-65
N24 vs. Washington State # W 74-59
N25 vs. Santa Clara # W 85-73
N27 vs. Saint Louis # L 63-83

D2 SACRAMENTO STATE W 82-53
D8 ORAL ROBERTS W 73-59
D10 ARKANSAS W 78-63
D17 vs. Houston \$ W 79-74
D21 SOUTH CAROLINA STATE W 83-48
D29 at Cincinnati % L 55-56
D31 NORTHWESTERN STATE 2 p.m. SSN

J3 at Missouri 7 p.m. MSN
J7 KANSAS 1 p.m. ESPN
J9 at Oklahoma State 6 p.m. ESPN
J14 KANSAS STATE 12:30 p.m. Big 12
J17 TEXAS TECH 7 p.m. Big 12
J21 at Texas A&M 3 p.m. Big 12
J24 BAYLOR 7 p.m. Big 12
J28 at Kansas State 6 p.m. FSKC

F1 at Kansas 8 p.m. ESPN
F4 IOWA STATE 5 p.m. ESPN/2
F6 MISSOURI 6 p.m. ESPN
F11 at Texas Tech 7 p.m. TTSN
F14 TEXAS 7 p.m. Big 12
F18 at Iowa State 12:30 p.m. Big 12
F22 OKLAHOMA STATE 7 p.m. Big 12
F25 at Baylor 12:30 p.m. Big 12
F29 at Texas 8 p.m. ESPN2

M3 TEXAS A&M 3 p.m. Big 12
M7-10 Big 12 Championship ^ TBD B12/ESPN
M15-18 NCAA First/Second Rounds TBD CBS
M22-25 NCAA Regionals TBD CBS
M31/A2 NCAA Final Four TBD CBS

All times Central and subject to change

76 Classic (Anaheim, Calif.)

\$ All-College Classic (Oklahoma City)

% at U.S. Bank Arena

^ Kansas City, Mo.

"Big 12" is Big 12 Network regional television

"MSN" is Mizzou Sports Network

"FSKC" is Fox Sports Kansas City

"TTSN" is Texas Tech Sports Network

Radio (Sooner Sports Network)

Play-by-Play.....Toby Rowland

Analyst.....Mike Houck

TV (Sooner Sports Network)

Play-by-Play.....Brian Brinkley

Analyst.....Billy Tubbs

OKLAHOMA (9-2)
SOONERS

At a Glance

Date Saturday, Dec. 31

Site..... Norman, Okla.

Tip Time 2:07 p.m. CT

Radio KOKC 1520 AM in OKC;

..KTBS 1430 AM in Tulsa, Sirius 112, XM 195

TV Cox 3/703 in OKC and Tulsa

Internet..... SoonerSports.com

Series..... OU leads 2-0



PROJECTED OKLAHOMA STARTERS

4 ANDREW FITZGERALD • F
6-8 • 247 • Jr. • Baltimore, Md.
Brewster Academy (N.H.)

| PTS | REB | FG% | MIN |
|------|-----|------|------|
| 12.1 | 5.7 | .483 | 25.5 |



NOTES: Averaging 15.2 points on .526 field goal shooting the last six games (averaged 8.4 on .400 shooting the first five games) ... Has scored at least 16 points four times in the last five games (season-high 18 Thursday at Cincinnati) ... Logged double-double (12 points, 13 rebounds) vs. Santa Clara Nov. 25 ... An honorable mention All-Big 12 selection last year who started all 32 games ... Led OU's regulars last season with a .486 field goal mark.

24 ROMERO OSBY • F
6-8 • 232 • Jr. • Meridian, Miss.
Mississippi State University

| PTS | REB | FG% | MIN |
|------|-----|------|------|
| 10.2 | 9.1 | .452 | 26.8 |



NOTES: Averaging 10.2 points and team-high 9.1 rebounds (ranks third in Big 12) ... Leads Big 12 with 3.5 offensive rebounds per game ... Has grabbed at least 10 boards in six of 11 outings ... Has team-high four double-doubles ... Averaging 15.0 rebounds the last two games ... His 18 boards vs. South Carolina State tied as the most by a Sooner in three seasons (Blake Griffin 21 in 2009) ... A top-75 national recruit coming out of high school.

1 SAM GROOMS • G
6-1 • 203 • Jr. • Greensboro, N.C.
Chipola College (Fla.)

| PTS | REB | AST | MIN |
|-----|-----|-----|------|
| 6.9 | 3.5 | 5.5 | 29.4 |



NOTES: Ranks third in Big 12 in assists (5.5) and second in assist-to-turnover ratio (2.7) ... Has recorded at least 6 assists six times and at least 8 assists four times ... Has 23 assists and 6 turnovers the last three contests ... Averaging 29.4 minutes (second most on team) ... Ranks second on squad with 28 free throw makes ... Rated as country's No. 3 juco prospect last year by JucoRecruiting.com ... Signed with South Florida out of high school.

2 STEVEN PLEDGER • G
6-4 • 222 • Jr. • Chesapeake, Va.
Atlantic Shores Christian School

| PTS | REB | FG% | MIN |
|------|-----|------|------|
| 18.9 | 4.2 | .551 | 30.4 |



NOTES: Dec. 19 Co-Big 12 Player of the Week ... Leads Big 12 guards with his .551 FG percentage and ranks No. 16 nationally in 3-point FG percentage (.475) ... Has scored at least 22 points three times in last four games ... Ranks No. 2 in Big 12 in scoring (18.9), No. 4 in treys (2.8) and No. 5 in FT percentage (.861) ... Has five 20-plus scoring efforts (three all of last year) ... Named to 76 Classic and All-College Classic all-tourney teams.

21 CAMERON CLARK • G
6-6 • 198 • So. • Sherman, Texas
Sherman High School

| PTS | REB | AST | MIN |
|-----|-----|-----|------|
| 8.9 | 3.2 | 1.7 | 24.3 |



NOTES: Has started all 43 of his career games ... Scored in double figures in six of eight games prior to going scoreless Thursday at Cincinnati (0-for-7 from field) ... Also held without a point in 13 minutes Dec. 10 vs. Arkansas ... Scored a season-high 18 points Dec. 2 vs. Sacramento State ... Averaged 9.4 points (ranked fourth on team) and 4.5 rebounds last season as a freshman ... A consensus national top-40 recruit out of high school.

OKLAHOMA'S TOP RESERVES

| No. | Name | Position | Height | Weight | Class | Points | Rebounds | Assists | Minutes |
|-----|-----------------|----------|--------|--------|-------|--------|----------|---------|---------|
| 15 | Tyler Neal | F | 6-7 | 227 | So. | 6.9 | 3.6 | 0.9 | 17.9 |
| 14 | Carl Blair | G | 6-2 | 205 | Jr. | 3.3 | 1.7 | 2.5 | 14.9 |
| 5 | C.J. Washington | F | 6-7 | 230 | Sr. | 2.3 | 3.9 | 0.5 | 9.9 |
| 32 | Casey Arent | C | 6-10 | 227 | Jr. | 2.2 | 3.3 | 0.1 | 10.1 |
| 31 | Barry Honoré | F | 6-7 | 270 | Sr. | 0.9 | 0.9 | 0.0 | 4.7 |

PROJECTED NORTHWESTERN STATE STARTERS

| No. | Name | Position | Height | Weight | Class | Points | Rebounds | Assists | Minutes |
|-----|---------------|----------|--------|--------|-------|--------|----------|---------|---------|
| 33 | James Hulbin | F | 6-8 | 235 | Jr. | 9.8 | 3.9 | 0.3 | 17.1 |
| 34 | Gary Roberson | F | 6-5 | 235 | Jr. | 7.2 | 3.5 | 0.6 | 21.5 |
| 42 | Will Mosley | C | 6-7 | 220 | Sr. | 9.1 | 9.7 | 0.8 | 28.4 |
| 0 | Shamir Davis | G | 6-0 | 180 | Jr. | 13.3 | 2.2 | 3.1 | 28.9 |
| 22 | Louis Ellis | G | 6-2 | 185 | Sr. | 10.2 | 3.6 | 2.7 | 24.9 |

Head Coach Lon Kruger

► Lon Kruger was named Oklahoma's 14th head men's basketball coach on April 1, 2011.

► Owns a 488-306 (.615) collegiate record over 25 years.

► Has coached at Texas-Pan American (52-59 record from 1982-86), Kansas State (81-46 from 1986-90), Florida (104-80 from 1990-96), Illinois (81-48 from 1996-00) and UNLV (161-71 from 2004-11).

► Served as head coach of NBA's Atlanta Hawks from 2000-03 (69-122 record) and was an assistant for New York Knicks (2003-04 season).

► Averaged 25.4 wins at UNLV over the last five years (four NCAA appearances and one NIT trip) and won at least 21 games each of those five seasons.

► Coached UNLV to a 55-25 (.688) Mountain West Conference record the last five seasons.

► Has taken teams to 13 NCAA Tournaments (14-13 record) and four NITs (4-5 record).

► Coached Florida to the 1994 Final Four, Kansas State to the 1988 Elite Eight and UNLV to the 2007 Sweet 16.

► Has led all five of the college programs he has coached to 20-win seasons.

► Is one of five coaches in Division I college basketball history to take four different schools to the NCAA Tournament and is one of three coaches to win an NCAA Tournament game at four schools.

► Is one of just two head coaches in Division I history to lead at least four different schools to multiple NCAA Tournament wins.

► Is one of four coaches to lead three different schools to NCAA Sweet 16 appearances.



Lon Kruger Year by Year

| Year | School | Record | Pct. |
|---------------|----------------|----------------|-------------|
| 1982-83 | Pan American | 7-21 | .250 |
| 1983-84 | Pan American | 13-14 | .481 |
| 1984-85 | Pan American | 12-16 | .429 |
| 1985-86 | Pan American | 20-8 | .714 |
| 1986-87 | * Kansas State | 20-11 | .645 |
| 1987-88 | * Kansas State | 25-9 | .735 |
| 1988-89 | * Kansas State | 19-11 | .633 |
| 1989-90 | * Kansas State | 17-15 | .531 |
| 1990-91 | Florida | 11-17 | .393 |
| 1991-92 | ^ Florida | 19-14 | .576 |
| 1992-93 | ^ Florida | 16-12 | .571 |
| 1993-94 | * Florida | 29-8 | .784 |
| 1994-95 | * Florida | 17-13 | .567 |
| 1995-96 | Florida | 12-16 | .429 |
| 1996-97 | * Illinois | 22-10 | .688 |
| 1997-98 | * Illinois | 23-10 | .697 |
| 1998-99 | Illinois | 14-18 | .438 |
| 1999-00 | * Illinois | 22-10 | .688 |
| 2004-05 | ^ UNLV | 17-14 | .548 |
| 2005-06 | UNLV | 17-13 | .567 |
| 2006-07 | * UNLV | 30-7 | .811 |
| 2007-08 | * UNLV | 27-8 | .771 |
| 2008-09 | ^ UNLV | 21-11 | .656 |
| 2009-10 | * UNLV | 25-9 | .735 |
| 2010-11 | * UNLV | 24-9 | .727 |
| 2011-12 | Oklahoma | 9-2 | .818 |
| Totals | | 488-306 | .615 |

* NCAA Tournament

^ National Invitation Tournament

SATURDAY'S GAME BASICS

Oklahoma (9-2) returns home following a 56-55 Thursday loss at Cincinnati to host Northwestern State (7-6) on Saturday at 2 p.m. CT at Lloyd Noble Center in the final regular season non-conference game for both teams. The Sooners are aiming for their 34th straight non-conference home victory and will face a Demons squad that has won three of its last four. Saturday's contest will air on the Sooner Radio Network (KOKC AM 1520 in Oklahoma City; KTBZ AM 1430 in Tulsa; Sirius 112; XM 195) with **Toby Rowland** and **Mike Houck** announcing. The game will be televised by the Sooner Sports Network (Cox 3/703 in OKC and Tulsa) with **Brian Brinkley** and **Billy Tubbs** calling the action.

SOONER UPDATE

► Picked to finish last (tied with Texas Tech) by Big 12 coaches in the league's preseason poll, Oklahoma holds the conference's fourth best record at 9-2.

► In six home games this year (all wins), the Sooners are shooting .459 from the field, .414 from behind the arc and .744 from the free throw line. Opponents are shooting .385, .254 and .632, respectively. OU also owns a +15.0 rebounding advantage at home this year.

► Oklahoma has been impressive defensively since sustaining its first loss of the season to Saint Louis in the 76 Classic championship game on Nov. 27. In its last six games, OU has held opponents to an average of 58.8 points on .367 field goal and .258 3-point shooting. Those six opponents have combined for a 45-31 record on the year.

► OU ranks No. 4 nationally in rebounds per game (42.5), No. 16 in 3-point field goal percentage (.404), No. 46 in scoring (76.5 ppg) and No. 47 in free throw percentage (.733). OU also ranks in the top 10 with its +10.6 average rebounding margin.

► The Sooners have scored at least 75 points seven times in their 11 games. Last year's team reached the 75-point mark seven times in its 32 contests.

► OU has shot better than .500 from behind the arc in three of its last six games.

► OU's wins over Sacramento State (by 29 points), Coppin State (27), Arkansas (15), Washington State (15), Oral Roberts (14) and Houston (5) represent those teams' largest margins of defeat this year. The Sooners also handed South Carolina State (35 points) its second worst defeat.

► The Sooners' pressure defense under new head coach **Lon Kruger** has boosted the team's offense through 11 games. Opponents have averaged 14.5 turnovers, resulting in 16.4 points per contest for OU on the other end of the floor. Foes haven't been as opportunistic, averaging 11.8 points off the Sooners' 12.9 turnovers per game.

► Rebounding was mentioned by Kruger several times in the preseason as a concern of his for 2011-12. However, OU has outboarded 10 of its 11 opponents and ranks in the top 10 nationally with its +10.6 margin per contest despite not starting anyone taller than 6-8. Included were a +34 effort against Coppin State (61-27) on Nov. 18 and a +27 performance against South Carolina State (63-36) on Dec. 21. The Sooners own a 182-126 offensive rebounding advantage on the year (despite shooting .445 to their opponents' .397 mark).

Stats Comparison



CATEGORY

| | | |
|-------------------------|-------|------|
| Overall Record | 9-2 | 7-6 |
| Points Per Game | 76.5 | 72.0 |
| Opp. Points Per Game | 64.3 | 70.8 |
| Rebounds Per Game | 42.5 | 37.7 |
| Rebounding Margin | +10.6 | -2.1 |
| Field Goal Pct. | .445 | .421 |
| Opp. Field Goal Pct. | .397 | .428 |
| 3-Point Pct. | .404 | .322 |
| Opp. 3-Point Pct. | .315 | .345 |
| Free Throw Pct. | .721 | .596 |
| Personal Fouls Per Game | 16.9 | 18.2 |
| Assists Per Game | 14.7 | 12.1 |
| Turnovers Per Game | 12.9 | 14.6 |
| Blocked Shots Per Game | 3.7 | 6.8 |
| Steals Per Game | 6.7 | 10.0 |



► Steven Pledger

| No. | Name | Position | Height | Weight | Class | Hometown (Last School) |
|-----|---------------------|----------|--------|--------|-------|--|
| 1 | Sam Grooms | G | 6-1 | 203 | Jr. | Greensboro, N.C. (Chipola College [Fla.]) |
| 2 | Steven Pledger** | G | 6-4 | 222 | Jr. | Chesapeake, Va. (Atlantic Shores Christian School) |
| 3 | T.J. Franklin | G | 5-11 | 175 | Sr. | Fort Worth, Texas (North Crowley HS) |
| 4 | Andrew Fitzgerald** | F | 6-8 | 247 | Jr. | Baltimore Md. (Brewster Academy [N.H.]) |
| 5 | C.J. Washington* | F | 6-7 | 230 | Sr. | Stringtown, Okla. (Connors State JC) |
| 12 | Jarrod Kruger# | G | 6-1 | 174 | So. | Topeka, Kan. (Kansas State University) |
| 13 | James Frascilla | G | 5-10 | 142 | Fr. | Dallas, Texas (Highland Park HS) |
| 14 | Carl Blair* | G | 6-2 | 205 | Jr. | Houston, Texas (University of New Orleans) |
| 15 | Tyler Neal* | F | 6-7 | 227 | So. | Oklahoma City, Okla. (Putnam City West HS) |
| 21 | Cameron Clark* | G | 6-6 | 198 | So. | Sherman, Texas (Sherman HS) |
| 22 | Amath M'Baye# | F | 6-9 | 214 | Jr. | Bordeaux, France (University of Wyoming) |
| 24 | Romero Osby | F | 6-8 | 232 | Jr. | Meridian, Miss. (Mississippi State University) |
| 31 | Barry Honoré* | F | 6-7 | 270 | Sr. | Garland, Texas (Southern University) |
| 32 | Casey Arent | C | 6-10 | 227 | Jr. | Penryn, Calif. (Sierra College) |

* Letters earned at Oklahoma #Sitting out 2011-12 season

2011-12 Big 12 Standings

Through Thursday, Dec. 29

| Team | Big 12 | | | Overall | | |
|-----------------|----------|----------|-------------|----------|----------|-------------|
| | W | L | Pct. | W | L | Pct. |
| Baylor | 0 | 0 | .000 | 13 | 0 | 1.000 |
| Missouri | 0 | 0 | .000 | 12 | 0 | 1.000 |
| Kansas State | 0 | 0 | .000 | 10 | 1 | .909 |
| Oklahoma | 0 | 0 | .000 | 9 | 2 | .818 |
| Iowa State | 0 | 0 | .000 | 9 | 3 | .750 |
| Texas | 0 | 0 | .000 | 9 | 3 | .750 |
| Kansas | 0 | 0 | .000 | 9 | 3 | .750 |
| Texas A&M | 0 | 0 | .000 | 9 | 3 | .750 |
| Oklahoma State | 0 | 0 | .000 | 7 | 5 | .583 |
| Texas Tech | 0 | 0 | .000 | 6 | 5 | .545 |



Oklahoma Quick Facts

Official Name: University of Oklahoma

Location: Norman, Okla.

Founded: 1890

Enrollment: 30,754

Nickname: Sooners

Colors: Crimson and Cream

President: David L. Boren

Athletics Director: Joe Castiglione

Arena: Lloyd Noble Center (12,000)

First Year of Basketball: 1907-08

NCAA Tournament Appearances: 26

NIT Appearances: 7

All-Time Record: 1,534-980 (.610)

Regular Season Conference Championships: 14 (1928, 1929, 1939, 1940, 1942, 1944, 1947, 1949, 1979, 1984, 1985, 1988, 1989, 2005)

Conference Tournament Championships: 7 (1979, 1985, 1988, 1990, 2001, 2002, 2003)

Head Coach: Lon Kruger (Kansas State '75)

Career Record: 488-306 (26th year)

Oklahoma Record: 9-2 (first year)

NCAA Appearances: 13 (most recent 2011)

NIT Appearances: 4 (most recent 2009)

Assistant Coaches: Chris Crutchfield (Nebraska-Omaha '92), Steve Henson (Kansas State '90), Lew Hill (Wichita State '88)

Director of Operations: Mike Shepherd (Kansas State '92)

Director of Student-Athlete Performance: Jozsef Szendrei (Oklahoma '03)

Video Coordinator: Scott Thompson

Equipment Manager: Marco Griego

Graduate Managers: Wade Mason, Teddy Owens

Athletics Trainer: Alex Brown

Team Physician: Dr. Brock Schnebel

Official Website: SoonerSports.com

PLEDGER OFF TO SIZZLING START

► After averaging 8.6 points and shooting .386 from the field and .345 from long distance over his first two seasons, junior guard **Steven Pledger** is averaging 18.9 points this year and is shooting .551 from the field (leads Big 12 guards) and .475 from 3-point range (single-season school record is .473 by **Tim Heskett** in 1998-99). Pledger ranks second in the Big 12 in scoring (Texas' **J'Covan Brown** averages 19.0 points), No. 4 in 3-point field goal percentage and 3-pointers per game (2.8), No. 5 in field goal percentage and free throw percentage (.861), and No. 12 in steals (1.3 per game).

► To help put Pledger's .551 field goal performance in perspective, the only OU guard since the start of the 3-point era in 1986-87 (25 years ago) to shoot at least .500 from the field over the course of an entire season was **Nolan Johnson** in 1999-00. Johnson shot .559 that year but only attempted two 3-point field goals and made none. Pledger is 28-for-59 from deep.

► Over the last four games, Pledger is averaging 21.5 points and 6.0 rebounds while shooting .558 (29-for-52) from the field, .500 (14-for-28) from 3-point distance and .875 (14-for-16) from the free throw line. He recorded his first career double-double with 31 points and 10 boards in the Dec. 17 All-College Classic win over Houston.

► Pledger has scored in double figures in each of his 10 outings and has shot at least .500 from the field in seven games. He has scored at least 20 points five times after doing it three times all of last season.

► Pledger averaged 13.6 points per 40 minutes last season but has significantly increased that projection this year (24.9).

► Pledger has made 65 field goals this year, already putting him at 58 percent of last year's total (112). He is on pace for 188 field goals in this year's regular season.

MORE INDIVIDUAL NOTES

► Junior guard **Sam Grooms** has been strong at the point, ranking No. 3 in the Big 12 in assists (5.5) and No. 2 in assist-to-turnover ratio (2.7). He has recorded one or zero turnovers five times in 11 games and ranks second on the team in minutes (29.4). Over the last three outings, Grooms has 23 assists and six turnovers (3.8 ratio).

► Junior forward **Romero Osby** leads the Big 12 with his 3.5 offensive rebounds per game and ranks third with his 9.1 overall boards per outing. He has recorded at least 10 rebounds on six occasions this year (his career high entering the season was eight). He has 30 boards over the last two games, including a career-high 18 vs. South Carolina State on Dec. 21.

► Junior forward **Andrew Fitzgerald** has scored in double figures in each of the last six games (averaging 15.2 during stretch on .526 shooting) after doing it just twice in OU's first five outings (averaged 8.4 points on .400 shooting). He has scored at least 16 points in four of the last five games.

► Since sophomore guard **Calvin Newell** left the team on Dec. 1, sophomore forward **Tyler Neal's** production has jumped markedly. Neal is averaging 8.5 points and 4.0 rebounds over the last six games. In OU's first five games — before Newell announced he was transferring — Neal averaged 5.0 points and 3.2 rebounds.

► OU's Dec. 21 win over South Carolina State leaves Kruger just 12 victories shy of 500 for his career. He ranks second among current Big 12 head coaches with 487 career wins (Texas' **Rick Barnes** has 533 victories).

CLEANING THE GLASS

► OU leads the Big 12 in rebounding margin at +10.6 (Texas A&M ranks second at +8.2), rebounds per game at 42.2 (ranks No. 4 nationally), offensive rebounds per game at 16.5 and offensive rebounding percentage at 45 percent (K-State ranks No. 2 at 42 percent).

► The Sooners have outrebounded 10 of their 11 opponents. Washington State outboarded them by three (35-32).

► Oklahoma's top two rebounding totals of the 16-year Big 12 era have been recorded this year (63 vs. S.C. State and 61 vs. Coppin State).

► OU has pulled down double-digit offensive rebounds in all but the Sacramento State game (nine) and is averaging 16.5 offensive boards per contest to its opponents' 11.5. The Sooners are averaging 14.8 second-chance points while foes are averaging 10.1.

BUNCH OF HOMERS

Oklahoma has dominated home non-conference games over the last decade, winning 91 of its last 93 non-league contests inside Lloyd Noble Center going back to Jan. 3, 2000 (good for a .978 winning percentage). Included was a streak of 49 non-conference home victories that was snapped by Villanova, 67-51, on Dec. 6, 2006. The only other home non-conference loss during the last 92 games was a 66-62 defeat at the hands of Stephen F. Austin in the 2007-08 season. The current win string stands at 33 games.

THURSDAY'S CINCINNATI RECAP (BOX SCORE ON PAGE 11 OF THESE NOTES)

► Oklahoma held a 12-point lead with six minutes remaining but was outscored 19-6 down the stretch in a 56-55 loss at Cincinnati on Thursday. OU suffered the defeat despite holding the Bearcats to a season-low .279 field goal performance. UC entered the game averaging 99.0 points over its previous three outings.

► OU trailed for a total of 44 seconds on the night. UC's first lead of the second half came with 39 seconds left.

► The Sooners committed 17 turnovers to UC's eight and were outscored 16-5 off turnovers.

► On three consecutive possessions with under three minutes left, Cincinnati missed a 3-pointer but grabbed the offensive rebound and was fouled. The Bearcats went 6-for-6 from the free throw line on those three trips.

► All eight Bearcats who attempted a shot finished the game with a sub-.500 field goal figure.

► Junior forward **Andrew Fitzgerald** scored a season-high 18 points on 7-for-13 shooting and added nine rebounds and two blocks.

AP Top 25 Poll**December 26**

| School | Record |
|-----------------------|-------------|
| 1. Syracuse (54) | 13-0 |
| 2. Ohio State (5) | 12-1 |
| 3. Kentucky (4) | 11-1 |
| 4. Louisville (2) | 12-0 |
| 5. North Carolina | 11-2 |
| 6. Baylor | 12-0 |
| 7. Duke | 10-1 |
| 8. Missouri | 12-0 |
| 9. Connecticut | 10-1 |
| 10. Florida | 10-2 |
| 11. Wisconsin | 11-2 |
| 12. Georgetown | 10-1 |
| 13. Indiana | 12-0 |
| 14. Marquette | 11-1 |
| 15. Mississippi State | 12-1 |
| 16. Michigan State | 11-2 |
| 17. Kansas | 8-3 |
| 18. Michigan | 10-2 |
| 19. UNLV | 13-2 |
| 20. Murray State | 13-0 |
| 21. Creighton | 10-1 |
| 22. Pittsburgh | 11-2 |
| 23. Virginia | 10-1 |
| 24. Harvard | 10-1 |
| 25. San Diego State | 11-2 |

ESPN/USA Today Top 25 Poll**December 26**

| School | Record |
|-------------------------|-------------|
| 1. Syracuse (30) | 13-0 |
| 2. Ohio State (1) | 12-1 |
| 3. Kentucky | 11-1 |
| 4. Louisville | 12-0 |
| 5. Duke | 10-1 |
| 6. North Carolina | 11-2 |
| 7. Baylor | 12-0 |
| 8. Missouri | 12-0 |
| 9. Connecticut | 10-1 |
| 10. Florida | 10-2 |
| 11. Wisconsin | 11-2 |
| 12. Georgetown | 10-1 |
| 13. Marquette | 11-1 |
| 14. Mississippi State | 12-1 |
| 15. Indiana | 12-0 |
| 16. Michigan | 10-2 |
| 17. Michigan State | 11-2 |
| 18. Kansas | 8-3 |
| 19. Creighton | 10-1 |
| 20. UNLV | 13-2 |
| 21. Murray State | 13-0 |
| 22. Pittsburgh | 11-2 |
| 23. Harvard | 10-1 |
| 24. Virginia | 10-1 |
| 25. Kansas State | 10-1 |

OU opponents and potential opponents in **bold**

► Junior forward **Romero Osby** recorded his fourth double-double of the year (second straight) with 12 points and 12 rebounds. He was 6-for-10 from the floor. His 12 boards were his second highest career total.

► Junior point guard **Sam Grooms** scored all six of his points after halftime and finished with a game-high nine assists (one shy of his career high).

PREVIEWING NORTHWESTERN STATE

► Southland Conference member Northwestern State, located in Natchitoches, La., enters Saturday's game with a 7-6 record. The Demons had won three straight prior to an 82-67 defeat to Mississippi State in their last outing (Dec. 22) in Jackson, Miss. They are 5-0 at home and 2-5 in true road games.

► Northwestern State has experienced a sharp increase in shooting percentages over the last five games. The Demons shot .386 from the field and .272 from 3-point range in their first eight contests, but are shooting .472 from the field and .389 from long range over the last five.

► After leading the nation in blocked shots (7.0 per game) last year, NSU is averaging 6.8 rejections this season. It also averages 10.0 steals per outing, giving the Demons top-10 national rankings in both categories this year.

► Junior guard **Shamir Davis** is averaging team highs of 13.3 points, 3.1 assists and 1.5 steals per game. He has scored in double figures in each of the last five contests and poured in 28 points at Louisiana Tech on Dec. 6.

► Senior guard **Louis Ellis** contributes 10.2 points, 3.6 rebounds and 2.7 assists per outing. He has made a team-high 27 3-pointers (2.1 per game) and is shooting .333 from deep.

► Senior center **William Mosley** contributes 9.1 points and team highs of 9.7 rebounds and 3.8 blocked shots per game. The 6-7, 220-pounder led the nation with his 4.9 rejections a game last year and ranks No. 4 nationally this season.

► Head coach **Mike McConathy** is 191-194 in his 13th year at Northwestern State. He led the Demons to regular season Southland titles in 2005 and 2006, and to conference tournament crowns (and NCAA Tournament appearances) in 2001 and 2006.

OU-NORTHWESTERN STATE SERIES HISTORY

Oklahoma owns a 2-0 series lead over Northwestern State, with home wins over the Demons during the 1984-85 and 1998-99 seasons. In the first meeting, **Wayman Tisdale** scored 21 points and grabbed 10 rebounds to pace the Sooners to a 98-62 win. With 11:29 left in the first half, Tisdale notched his fifth and sixth points of the game to pass Kansas State's **Mike Evans** as the Big Eight Conference's career scoring leader. It was just the 15th game of Tisdale's junior season. In the second meeting, OU guard **Michael Johnson** scored a then-career-high 23 points and logged a career-high six steals in a 75-55 victory, while four other Sooners scored 10 points each.

SOONER TIP INS

► Oklahoma has recorded 35 dunks in its 11 games (3.2 average) and junior forward **Romero Osby** has 19 of them (54 percent).

► Osby has grabbed at least six rebounds in 10 of 11 games this year. In his 35 games at Mississippi State as a sophomore in 2009-10, Osby pulled down at least six boards on three occasions.

► Last year, **Steven Pledger** averaged 15.4 points in OU's wins and 7.4 points in its losses. This year, the junior guard is averaging 20.9 points in wins and 11.0 in defeats.

► Oklahoma and Texas are the only two Big 12 schools who have eight players each averaging at least 3.0 rebounds.

► OU's top three scorers at home are all shooting at least .500 from the field (.579 by Pledger, .538 by **Andrew Fitzgerald**, .500 by Osby).

UP NEXT

The Sooners begin Big 12 play on Tuesday at 13-0 Missouri at 7 p.m. CT. The game will be televised by the Mizzou Sports Network.

QUANTIFYING OU'S BASKETBALL TRADITION

► This is the 105th season of Oklahoma varsity basketball (the program's first game was Nov. 26, 1907).

► OU owns a 1,534-980 (.610) all-time record, ranking it 30th in NCAA Division I history in wins and 41st in winning percentage.

► Oklahoma has participated in four NCAA Final Fours (1939, 1947, 1988 and 2002) and in two NCAA championship games (it lost to Holy Cross in 1947 and to Kansas in 1988).

► OU has made 26 NCAA Tournament appearances and seven postseason NIT showings. Its has made 22 NCAA Tournament appearances over the last 29 years.

► Oklahoma has made 27 postseason appearances over the last 30 years (22 NCAA Tournaments and five NITs).

► The Sooners have won 14 regular season conference championships (most recently in 2005) and seven conference tournament titles (including the 2001, 2002 and 2003 Big 12 crowns).

► The Sooners posted the eighth best NCAA Division I winning percentage (.731) in the 1980s and the eighth best (.738) in the 2000s.

► Twenty different Sooners have earned All-America honors a total of 30 times. They have earned consensus first-team All-America acclaim nine times and consensus second-team honors on four occasions.

► **Wayman Tisdale** was a three-time consensus first-team All-American during his three seasons at OU (1983-85).

► Oklahoma players have earned first-team all-conference accolades a total of 73 times.

► The Sooners own a winning record against eight of the other nine members of the Big 12 Conference (Kansas is the only league program with a series lead against OU).

► OU has played its home games in four different venues: the OU Gymnasium (1907-1919), the R.O.T.C. Armory (1919-1928), the OU Field House (1928-75) and Lloyd Noble Center (1975-present).

PLAYER NOTES

1 SAM GROOMS (6-1, 203, JUNIOR, GUARD)

- ▶ Point guard who's averaging 6.9 points, 3.5 boards and 5.5 assists in 29.4 minutes a contest.
- ▶ Ranks third in Big 12 in assists and second in assist-to-turnover ratio (2.7).
- ▶ Registered 23 assists and 6 turnovers (3.8 ratio) during the last three games.
- ▶ Recorded 17 assists and 4 turnovers (4.3 ratio) in three 76 Classic games Nov. 24-27.
- ▶ Point guard who transferred from Chipola College in Florida.
- ▶ Rated as nation's third-best junior college player in 2010-11 by JucoRecruiting.com.
- ▶ Started 50 games in his two seasons at Chipola (averaged 11.1 points, 5.9 assists last year).

2 STEVEN PLEDGER (6-4, 222, JUNIOR, GUARD)

- ▶ Averaging 18.9 points (ranks No. 2 Big 12), 4.2 rebounds and 1.8 assists in 30.4 minutes.
- ▶ Averaging 21.5 points on .558 field goal and .500 3-point shooting over the last four games.
- ▶ Ranks first among Big 12 guards with his .551 field goal percentage.
- ▶ Ranks 16th nationally with his .475 3-point percentage (.515 last 6 games).
- ▶ Recorded first career double-double vs. Houston on Dec. 17 (31 points, 10 rebounds).
- ▶ Has five games of at least 20 points this year (had three all of last season).
- ▶ Averaging 24.9 points per 40 minutes (averaged 13.6 points per 40 minutes last year).
- ▶ Named to 76 Classic and All-College Classic all-tournament teams.
- ▶ Suspended for opener vs. Idaho State (impermissible participation in summer pro-am game).
- ▶ Averaged a team-high 15.4 points in OU's wins last year compared to 7.4 points in losses.
- ▶ Shot .416 from 3-point range at home last year and .284 away from home.
- ▶ Scored a career-high 38 points (career highs of 12 field goals, 7 treys and 7 free throw makes) in overtime win at Iowa State last season (scored 17 of team's final 21 points).

3 T.J. FRANKLIN (5-11, 175, SENIOR, GUARD)

- ▶ Averaging 3.4 minutes in his seven games this year (has 2 points and 2 assists).
- ▶ Played a career-high 9 minutes Dec. 2 vs. Sacramento State (2 points, 1 assist, 1 steal).
- ▶ A walk-on point guard who is the only fourth-year player on team.
- ▶ Played a total of 16 minutes last year (12 games) and scored four points.
- ▶ Helped North Crowley HS (Fort Worth, Texas) to 38-1 record and 2008 Class 5A state title.
- ▶ Voted by teammates as squad's hardest worker, best leader by example, most impressive in the weight room, fastest from baseline to baseline and best video game player.
- ▶ An information studies major at OU who graduated No. 7 in his high school class.

4 ANDREW FITZGERALD (6-8, 247, JUNIOR, FORWARD)

- ▶ Averaging 12.1 points to go along with 5.7 rebounds (ranks second on team) per game.
- ▶ Coming off a season-high 18-point game at Cincinnati (also grabbed 9 rebounds).
- ▶ Averaging 15.2 points the last six games after averaging 8.0 the first five.
- ▶ Shooting .526 from field the last six outings after shooting .400 the first five.
- ▶ Averaged 7.3 boards in three 76 Classic games (tied for second most in tournament).
- ▶ OU's leading returning scorer (12.6) and rebounder (5.0) from last season. Also led team with his 21 blocked shots and 34 steals in an average of 30.8 minutes per game.
- ▶ An honorable mention All-Big 12 selection as a sophomore last season.
- ▶ Started all 32 games last year and scored at least 10 points 22 times (at least 20 four times).
- ▶ Arrived at OU in summer 2009 weighing 273 pounds but entered 2011-12 season at 247.

5 C.J. WASHINGTON (6-7, 230, SENIOR, FORWARD)

- ▶ Averaging 2.3 points and 3.9 rebounds in 9.9 minutes a game (DNP in season opener).
- ▶ Turned in a 5-point, career-high 12-rebound game vs. S.C. State Dec. 21 (in 13 minutes).
- ▶ Seven of his 12 boards against South Carolina State were offensive.
- ▶ Leads team in rebounds per minute (40-minute projection is 15.8 boards).
- ▶ Handed out 3 assists vs. Coppin State in his first game of year (recorded 2 all of last season).
- ▶ Came off bench in each of his 31 games last year and averaged 2.5 points and 3.1 rebounds.
- ▶ A first-team junior college All-American at Connors State College (Warner, Okla.) in 2009-10 when he averaged 19.3 points, a school-record 13.0 rebounds and 1.8 block per game.
- ▶ Named the 2010 Region II Junior College Player of the Year and Region II Tournament MVP.
- ▶ Recorded 25 double-doubles in his 32 games (including a stretch of 14 straight).

13 JAMES FRASCHILLA (5-10, 142, FRESHMAN, GUARD)

- ▶ A walk-on point guard from Dallas, Texas, who has 2 points in his 4 appearances (5 minutes).
- ▶ Helped Highland Park HS to a 22-8 record last year and a District 10-4A championship.
- ▶ Averaged 5.9 points, 5.0 assists and 2.7 steals as a senior to earn all-district honors.
- ▶ Voted by teammates as the Sooner who would make the best college head coach.
- ▶ Son of ESPN analyst and former college head coach Fran Fraschilla.

14 CARL BLAIR (6-2, 205, JUNIOR, GUARD)

- ▶ Averaging 3.3 points and 2.5 assists in 14.9 min. a game (has come off bench last 10 games).
- ▶ Started season opener vs. Idaho State (season highs of 12 points, 6 rebounds, 5 assists).
- ▶ Shot .250 from 3-point range last year (14-for-56) but is already 8-for-18 this year (.444).
- ▶ Played in 30 of team's 32 games last year and made 25 starts (including last 22 contests).
- ▶ Averaged 7.5 points and team-high 4.7 assists in 27.6 minutes a game.
- ▶ Assists average ranked third in Big 12.
- ▶ Led Sooners in assists in 21 games, including nine of the last 10.
- ▶ Transfer from New Orleans who averaged 9.2 points, 4.4 rebounds and 3.7 assists in 2009-10.
- ▶ Recorded triple-double at New Orleans (13 points, 10 rebounds and 11 assists).

15 TYLER NEAL (6-7, 227, SOPHOMORE, FORWARD)

- ▶ Has come off the bench to average 6.9 points and 3.6 boards in 17.9 minutes an outing.
- ▶ Shooting .405 (15-for-37) from 3-point range and .850 (17-for-20) from free throw line.
- ▶ Recorded a career-high 18-point game vs. Arkansas Dec. 10 (career highs of 4 treys, 4 assists).
- ▶ Played in 26 of team's 32 games last year as a freshman and made six starts.
- ▶ Averaged 4.2 points and 2.3 rebounds in 12.5 minutes a game.
- ▶ One of team's better free throw shooters last year (.814).
- ▶ Scored a career-high 16 points and pulled down six rebounds vs. Virginia in Maui Invitational.
- ▶ Earned state-player-of-the-year honors from Gatorade, the Oklahoma Coaches Association and The Oklahoman as a high school senior at Putnam City West.

21 CAMERON CLARK (6-6, 198, SOPHOMORE, GUARD)

- ▶ Has started all 43 games of his college career.
- ▶ Averaged 3.0 points in first two games (3-for-18 FGs); averaging 10.2 in nine games since.
- ▶ Held scoreless Thursday at Cincinnati (0-for-7 shooting) in 21 minutes.
- ▶ Ranked fourth on team in scoring (9.3 ppg) last year and third in rebounding (4.5 rpg).
- ▶ Ranked eighth in Big 12 (second among freshmen) with his 33.6 minutes per game.
- ▶ Scored in double figures 14 times and netted at least 25 points twice.
- ▶ Averaged 13.1 points in wins and 6.3 points in losses.
- ▶ Played at least 40 minutes on seven occasions.
- ▶ Ranked No. 32 as a high school senior by ESPN, No. 34 by Rivals.com and No. 39 by Scout.com.

24 ROMERO OSBY (6-8, 232, JUNIOR, FORWARD)

- ▶ Averaging 10.2 points and team-high 9.1 rebounds in 26.8 minutes a game.
- ▶ Ranks third in Big 12 in rebounding and first in offensive rebounding (3.5 per game).
- ▶ Has grabbed 10+ rebounds in six of 11 outings (at least 6 boards in all but one game).
- ▶ Averaging 11.0 points and 15.0 rebounds the last two games.
- ▶ His 18 rebounds vs. S.C. State Dec. 21 tied as most by a Sooner in three seasons.
- ▶ Registered 17 points, 10 boards and four assists (all career highs at the time) in opener vs. Idaho State and followed with another double-double (11 points, 10 boards) vs. Coppin State.
- ▶ Sat out last season after transferring from Mississippi State University.
- ▶ Averaged 4.2 points and 2.6 rebounds in 12.8 minutes a game during his two seasons at MSU.
- ▶ Played in 35 of 36 games as a sophomore (three starts) and averaged 4.3 points and 2.6 boards.
- ▶ A two-time high school all-state performer in Mississippi who was rated No. 57 nationally by Rivals.com and No. 70 by Scout.com.

31 BARRY HONORÉ (6-7, 270, SENIOR, FORWARD)

- ▶ Averaging 0.9 points, 0.9 boards and 0.6 blocks in 4.7 minutes a game.
- ▶ Played season-high 10 minutes vs. Arkansas Dec. 10 (2 points and season-high 3 rebounds).
- ▶ A walk-on who transferred from Southern University and is one of three seniors on the team.
- ▶ Averaged 1.2 points and 1.0 rebound in 5.7 minutes a game last year (shot .632 from field).
- ▶ Named 2008 Southwestern Athletic Conference Freshman of the Year after averaging 8.8 points and 5.1 rebounds a game at Southern.
- ▶ Started 54 of his 60 games during his two-year career at Southern.

32 CASEY ARENT (6-10, 227, JUNIOR, CENTER)

- ▶ Averaging 2.2 points and 3.3 boards in 10.1 minutes per outing (has played in nine games).
- ▶ Has 15 offensive rebounds and 15 defensive boards.
- ▶ Scored 4 points and tied a career high with 9 rebounds Dec. 21 vs. S.C. State (10 minutes).
- ▶ Rated as the nation's 22nd-best juco player last year by JucoRecruiting.com.
- ▶ Earned first-team All-Big 8 and first-team all-state honors as a sophomore last year at Sierra College in Rocklin, Calif.
- ▶ Averaged 19.1 points and 11.4 rebounds per game last season (17 double-doubles).

SEASON STATISTICS

| # | Player | gp-gs | min | avg | Total | | 3-Point | | F-Throw | | Rebounds | | | | | pf | dq | a | to | blk | stl | pts | avg |
|----------------|--------------------|-------|------|------|---------|------|---------|------|---------|-------|----------|-----|-----|------|-----|----|-----|-----|----|-----|-----|------|-----|
| | | | | | fg-fga | fg% | 3fg-fga | 3fg% | ft-fa | ft% | off | def | tot | avg | | | | | | | | | |
| 02 | Pledger, Steven | 10-10 | 304 | 30.4 | 65-118 | .551 | 28-59 | .475 | 31-36 | .861 | 18 | 24 | 42 | 4.2 | 22 | 0 | 17 | 18 | 1 | 13 | 189 | 18.9 | |
| 11 | Newell, Calvin | 5-0 | 98 | 19.6 | 25-51 | .490 | 10-26 | .385 | 5-7 | .714 | 3 | 5 | 8 | 1.6 | 4 | 0 | 4 | 4 | 0 | 3 | 65 | 13.0 | |
| 04 | Fitzgerald, Andrew | 11-11 | 281 | 25.5 | 56-116 | .483 | 0-0 | .000 | 21-32 | .656 | 29 | 34 | 63 | 5.7 | 29 | 0 | 4 | 9 | 9 | 8 | 133 | 12.1 | |
| 24 | Osby, Romero | 11-11 | 295 | 26.8 | 42-93 | .452 | 2-6 | .333 | 26-37 | .703 | 38 | 62 | 100 | 9.1 | 19 | 1 | 11 | 13 | 10 | 7 | 112 | 10.2 | |
| 21 | Clark, Cameron | 11-11 | 267 | 24.3 | 40-101 | .396 | 5-13 | .385 | 13-23 | .565 | 10 | 25 | 35 | 3.2 | 21 | 0 | 19 | 17 | 8 | 7 | 98 | 8.9 | |
| 15 | Neal, Tyler | 11-0 | 197 | 17.9 | 22-52 | .423 | 15-37 | .405 | 17-20 | .850 | 9 | 31 | 40 | 3.6 | 23 | 1 | 10 | 11 | 1 | 8 | 76 | 6.9 | |
| 01 | Grooms, Sam | 11-11 | 323 | 29.4 | 21-66 | .318 | 6-22 | .273 | 28-41 | .683 | 7 | 32 | 39 | 3.5 | 19 | 0 | 61 | 23 | 0 | 11 | 76 | 6.9 | |
| 14 | Blair, Carl | 11-1 | 164 | 14.9 | 9-26 | .346 | 8-18 | .444 | 10-15 | .667 | 5 | 14 | 19 | 1.7 | 17 | 0 | 28 | 25 | 0 | 11 | 36 | 3.3 | |
| 05 | Washington, C.J. | 10-0 | 99 | 9.9 | 10-22 | .455 | 0-0 | .000 | 3-4 | .750 | 14 | 25 | 39 | 3.9 | 8 | 0 | 5 | 3 | 3 | 0 | 23 | 2.3 | |
| 32 | Arent, Casey | 9-0 | 91 | 10.1 | 9-24 | .375 | 0-0 | .000 | 2-2 | 1.000 | 15 | 15 | 30 | 3.3 | 15 | 0 | 1 | 12 | 2 | 4 | 20 | 2.2 | |
| 31 | Honore, Barry | 11-0 | 52 | 4.7 | 4-8 | .500 | 0-0 | .000 | 2-2 | 1.000 | 7 | 3 | 10 | 0.9 | 4 | 0 | 0 | 3 | 7 | 0 | 10 | 0.9 | |
| 13 | Fraschilla, James | 4-0 | 5 | 1.3 | 1-2 | .500 | 0-0 | .000 | 0-0 | .000 | 1 | 0 | 1 | 0.3 | 2 | 0 | 0 | 0 | 0 | 0 | 2 | 0.5 | |
| 03 | Franklin, T.J. | 7-0 | 24 | 3.4 | 1-6 | .167 | 0-2 | .000 | 0-0 | .000 | 1 | 2 | 3 | 0.4 | 3 | 0 | 2 | 3 | 0 | 2 | 2 | 0.3 | |
| Team | | | | | | | | | | | 25 | 14 | 39 | | | | | 1 | | | | | |
| Total..... | | 11 | 2200 | | 305-685 | .445 | 74-183 | .404 | 158-219 | .721 | 182 | 286 | 468 | 42.5 | 186 | 2 | 162 | 142 | 41 | 74 | 842 | 76.5 | |
| Opponents..... | | 11 | 2200 | | 251-632 | .397 | 78-248 | .315 | 127-185 | .686 | 126 | 225 | 351 | 31.9 | 209 | 8 | 153 | 160 | 27 | 64 | 707 | 64.3 | |

| TEAM STATISTICS | OU | OPP |
|------------------------|---------|---------|
| SCORING | 842 | 707 |
| Points per game | 76.5 | 64.3 |
| Scoring margin | +12.3 | - |
| FIELD GOALS-ATT | 305-685 | 251-632 |
| Field goal pct | .445 | .397 |
| 3 POINT FG-ATT | 74-183 | 78-248 |
| 3-point FG pct | .404 | .315 |
| 3-pt FG made per game | 6.7 | 7.1 |
| FREE THROWS-ATT | 158-219 | 127-185 |
| Free throw pct | .721 | .686 |
| F-Throws made per game | 14.4 | 11.5 |
| REBOUNDS | 468 | 351 |
| Rebounds per game | 42.5 | 31.9 |
| Rebounding margin | +10.6 | - |
| ASSISTS | 162 | 153 |
| Assists per game | 14.7 | 13.9 |
| TURNOVERS | 142 | 160 |
| Turnovers per game | 12.9 | 14.5 |
| Turnover margin | +1.6 | - |
| Assist/turnover ratio | 1.1 | 1.0 |
| STEALS | 74 | 64 |
| Steals per game | 6.7 | 5.8 |
| BLOCKS | 41 | 27 |
| Blocks per game | 3.7 | 2.5 |
| ATTENDANCE | 47454 | 15613 |
| Home games-Avg/Game | 6-7909 | 0-0 |
| Neutral site-Avg/Game | - | 5-3123 |

| Date | Opponent | | Score | Att. |
|-------------|----------------------|---|-------|------|
| 11/11/11 | IDAHO STATE | w | 78-74 | 7622 |
| 11/18/11 | COPPIN STATE | w | 92-65 | 7460 |
| # 11/24/11 | vs Washington State | w | 74-59 | 1457 |
| # 11/25/11 | vs Santa Clara | w | 85-73 | 1777 |
| # 11/27/11 | vs Saint Louis | L | 63-83 | 2637 |
| 12/02/11 | SACRAMENTO STATE | w | 82-53 | 7460 |
| 12/08/11 | ORAL ROBERTS | w | 73-59 | 7699 |
| 12/10/11 | ARKANSAS | w | 78-63 | 9077 |
| \$ 12/17/11 | vs Houston | w | 79-74 | 5303 |
| 12/21/11 | SOUTH CAROLINA STATE | w | 83-48 | 8136 |
| % 12/29/11 | vs Cincinnati | L | 55-56 | 4439 |

76 Classic (Anaheim, Calif.)

\$ All-College Classic (Oklahoma City, Okla.)

% at U.S. Bank Arena (Cincinnati, Ohio)

| Score by Periods | 1st | 2nd | Totals |
|------------------|-----|-----|--------|
| Oklahoma | 402 | 440 | 842 |
| Opponents | 309 | 398 | 707 |

SEASON RESULTS

| Date | Opponent | Score | W/L | Attend. | Points Leader | Rebounds Leader | Assists Leader |
|-------|------------------------|-------|-----|---------|----------------------|------------------------|----------------------|
| 11/11 | Idaho State | 78-74 | W | 7,622 | Newell 19 | Osby 10 | Grooms 8 |
| 11/18 | Coppin State | 92-65 | W | 7,460 | Pledger 20 | Osby 10 | Blair, Clark 4 |
| 11/24 | vs. Washington State # | 74-59 | W | 1,457 | Newell 18 | Fitzgerald 7 | Grooms 10 |
| 11/25 | vs. Santa Clara # | 85-73 | W | 1,777 | Pledger 26 | Fitzgerald 13 | Grooms 6 |
| 11/27 | vs. Saint Louis # | 63-83 | L | 2,637 | Clark, Osby 14 | Clark, Osby 6 | Pledger 2 |
| 12/2 | Sacramento State | 82-53 | W | 7,460 | Clark 18 | Blair 5 | Pledger 5 |
| 12/8 | Oral Roberts | 73-59 | W | 7,699 | Pledger 17 | Clark 8 | Grooms 5 |
| 12/10 | Arkansas | 78-36 | W | 9,077 | Pledger 22 | Fitzgerald 8 | Neal 4 |
| 12/17 | vs. Houston \$ | 79-74 | W | 5,303 | Pledger 31 | Osby, Pledger 10 | Grooms 8 |
| 12/21 | South Carolina State | 83-48 | W | 8,136 | Pledger 22 | Osby 18 | Grooms 6 |
| 12/29 | at Cincinnati % | 55-56 | L | 4,439 | Fitzgerald 18 | Osby 12 | Grooms 9 |
| 12/31 | Northwestern State | | | | | | |
| 1/3 | at Missouri | | | | | | |
| 1/7 | Kansas | | | | | | |
| 1/9 | at Oklahoma State | | | | | | |
| 1/14 | Kansas State | | | | | | |
| 1/17 | Texas Tech | | | | | | |
| 1/21 | at Texas A&M | | | | | | |
| 1/24 | Baylor | | | | | | |
| 1/28 | at Kansas State | | | | | | |
| 2/1 | at Kansas | | | | | | |
| 2/4 | Iowa State | | | | | | |
| 2/6 | Missouri | | | | | | |
| 2/11 | at Texas Tech | | | | | | |
| 2/14 | Texas | | | | | | |
| 2/18 | at Iowa State | | | | | | |
| 2/22 | Oklahoma State | | | | | | |
| 2/25 | at Baylor | | | | | | |
| 2/29 | at Texas | | | | | | |
| 3/3 | Texas A&M | | | | | | |

Associated Press rankings in parentheses

76 Classic (Anaheim, Calif.)

\$ All-College Classic (Oklahoma City, Okla.)

% at U.S. Bank Arena

| Record Summary | Overall | Home | Away | Neutral |
|----------------------|---------|------|------|---------|
| All Games | 9-2 | 6-0 | 0-1 | 3-1 |
| Big 12 Games | 0-0 | 0-0 | 0-0 | 0-0 |
| Non-Conference Games | 9-2 | 6-0 | 0-1 | 3-1 |

POINTS-REBOUNDS-ASSISTS

| Date | Opponent | 1 GROOMS | 2 PLEDGER | 3 FRANKLIN | 4 FTZGERLD | 5 WASHGTON | 11 NEWELL | 13 FRASCH. | 14 BLAIR | 15 NEAL | 21 CLARK | 24 OSBY | 31 HONORÉ | 32 ARENT |
|-------|------------------------|---------------|----------------|---------------|----------------|---------------|--------------|---------------|---------------|------------|---------------|----------------|--------------|-------------|
| 11/11 | Idaho State | <u>11-6-8</u> | DNP | 0-0-0 | <u>7-1-0</u> | DNP | 19-2-0 | DNP | <u>12-6-5</u> | 4-7-1 | <u>2-3-0</u> | <u>17-10-4</u> | 2-0-0 | 4-1-0 |
| 11/18 | Coppin State | <u>4-4-1</u> | <u>20-2-3</u> | 0-0-0 | <u>10-8-0</u> | 6-8-3 | 14-2-1 | 0-0-0 | 6-0-4 | 9-3-1 | <u>4-4-4</u> | <u>11-10-0</u> | 2-3-0 | 6-9-1 |
| 11/24 | vs. Washington State # | <u>9-1-10</u> | <u>14-2-0</u> | 0-0-1 | <u>9-7-0</u> | 0-2-0 | 18-1-3 | DNP | 0-0-0 | 2-3-0 | <u>11-2-1</u> | <u>9-6-0</u> | 0-0-0 | 2-3-0 |
| 11/25 | vs. Santa Clara # | <u>12-5-6</u> | <u>26-7-0</u> | DNP | <u>12-13-0</u> | 0-4-0 | 8-2-0 | DNP | 2-0-2 | 3-2-0 | <u>11-2-1</u> | <u>9-10-1</u> | 0-0-0 | 2-2-0 |
| 11/27 | vs. Saint Louis # | <u>0-2-1</u> | <u>11-3-2</u> | DNP | <u>4-2-0</u> | 2-2-0 | 6-1-0 | DNP | 3-1-1 | 7-1-0 | <u>14-6-1</u> | <u>14-6-0</u> | 0-0-0 | 2-1-0 |
| 12/2 | Sacramento State | <u>9-4-4</u> | <u>15-1-5</u> | 2-0-1 | <u>13-4-1</u> | 2-1-1 | ** | DNP | 5-5-3 | 8-3-1 | <u>18-3-3</u> | <u>8-4-3</u> | 2-1-0 | 0-3-0 |
| 12/8 | Oral Roberts | <u>2-4-5</u> | <u>17-3-3</u> | 0-0-0 | <u>16-3-0</u> | 8-6-1 | ** | 0-0-0 | 2-0-3 | 5-3-1 | <u>16-8-2</u> | <u>7-7-0</u> | 0-0-0 | 0-2-0 |
| 12/10 | Arkansas | <u>6-3-3</u> | <u>22-3-2</u> | 0-1-0 | <u>17-8-0</u> | 0-2-0 | ** | 0-0-0 | 3-2-2 | 18-5-4 | <u>0-1-3</u> | <u>10-7-2</u> | 2-3-0 | 0-0-0 |
| 12/17 | vs. Houston \$ | <u>10-2-8</u> | <u>31-10-0</u> | DNP | <u>10-6-2</u> | 0-0-0 | ** | DNP | 0-2-2 | 9-6-1 | <u>14-2-0</u> | <u>5-10-0</u> | 0-0-0 | DNP |
| 12/21 | South Carolina State | <u>7-3-6</u> | <u>22-5-1</u> | 0-1-1 | <u>17-2-0</u> | 5-12-0 | ** | 2-1-0 | 3-2-5 | 3-2-1 | <u>8-2-1</u> | <u>10-18-1</u> | 2-2-0 | 4-9-0 |
| 12/29 | at Cincinnati % | <u>6-5-9</u> | <u>11-6-1</u> | DNP | <u>18-9-1</u> | 0-2-0 | ** | DNP | 0-1-1 | 8-5-0 | <u>0-2-3</u> | <u>12-12-0</u> | 0-1-0 | DNP |
| 12/31 | Northwestern State | | | | | | | | | | | | | |
| 1/3 | at Missouri | | | | | | | | | | | | | |
| 1/7 | Kansas | | | | | | | | | | | | | |
| 1/9 | at Oklahoma State | | | | | | | | | | | | | |
| 1/14 | Kansas State | | | | | | | | | | | | | |
| 1/17 | Texas Tech | | | | | | | | | | | | | |
| 1/21 | at Texas A&M | | | | | | | | | | | | | |
| 1/24 | Baylor | | | | | | | | | | | | | |
| 1/28 | at Kansas State | | | | | | | | | | | | | |
| 2/1 | at Kansas | | | | | | | | | | | | | |
| 2/4 | Iowa State | | | | | | | | | | | | | |
| 2/6 | Missouri | | | | | | | | | | | | | |
| 2/11 | at Texas Tech | | | | | | | | | | | | | |
| 2/14 | Texas | | | | | | | | | | | | | |
| 2/18 | at Iowa State | | | | | | | | | | | | | |
| 2/22 | Oklahoma State | | | | | | | | | | | | | |
| 2/25 | at Baylor | | | | | | | | | | | | | |
| 2/29 | at Texas | | | | | | | | | | | | | |
| 3/3 | Texas A&M | | | | | | | | | | | | | |

Associated Press rankings in parentheses

76 Classic (Anaheim, Calif.)

\$ All-College Classic (Oklahoma City, Okla.)

% at U.S. Bank Arena

** Left team

MISCELLANEOUS STATS

Dunks

| | |
|------------------------|----|
| Romero Osby..... | 19 |
| Cameron Clark..... | 7 |
| Andrew Fitzgerald..... | 3 |
| Tyler Neal..... | 2 |
| Steven Pledger..... | 2 |
| Casey Arent..... | 1 |
| Calvin Newell..... | 1 |

Charges Taken

| | |
|------------------------|---|
| Romero Osby..... | 5 |
| Andrew Fitzgerald..... | 3 |
| Tyler Neal..... | 2 |
| Steven Pledger..... | 2 |
| Casey Arent..... | 1 |
| Carl Blair..... | 1 |
| Cameron Clark..... | 1 |
| T.J. Franklin..... | 1 |
| C.J. Washington..... | 1 |

GAME-BY-GAME TEAM STATS

| | FG-A | Pct. | 3FG-A | Pct. | FT-A | Pct. | O/D/T | PF | A | TO | B | S | 1 | 2 | TP |
|--------------------------------------|----------------|--------------|---------------|--------------|----------------|--------------|----------------------|----------|----------|----------|--------|---------|----------|----------|----------|
| Idaho State at Oklahoma | 28-60 23-63 | .467 .365 | 7-24 8-23 | .292 .348 | 11-17 24-33 | .647 .727 | 12/25/37 18/23/41 | 30 20 | 22 18 | 20 15 | 0 6 | 7 8 | 34 31 | 40 47 | 74 78 |
| Coppin State at Oklahoma | 20-55 36-79 | .364 .456 | 9-33 10-24 | .273 .417 | 16-27 10-13 | .593 .769 | 10/17/27 28/33/61 | 14 21 | 13 18 | 15 15 | 2 5 | 8 5 | 23 42 | 42 50 | 65 92 |
| Oklahoma # vs. Washington State # | 27-60 22-52 | .450 .423 | 9-20 7-17 | .450 .412 | 11-18 8-11 | .611 .727 | 13/19/32 13/22/35 | 14 18 | 14 12 | 11 22 | 3 3 | 7 5 | 38 40 | 36 19 | 74 59 |
| Santa Clara # at Oklahoma # | 24-68 28-60 | .353 .467 | 14-33 5-16 | .424 .313 | 11-13 24-32 | .846 .750 | 12/21/33 15/34/49 | 24 18 | 17 10 | 9 11 | 2 4 | 4 1 | 19 42 | 54 43 | 73 85 |
| Saint Louis # vs. Oklahoma # | 29-48 25-60 | .604 .417 | 9-17 3-10 | .529 .300 | 16-20 10-15 | .800 .667 | 5/24/29 15/16/31 | 17 22 | 19 5 | 11 12 | 1 1 | 1 5 | 39 30 | 44 33 | 83 63 |
| Sacramento State at Oklahoma | 19-43 31-54 | .442 .574 | 6-11 11-20 | .545 .550 | 9-14 9-12 | .643 .750 | 7/16/23 9/20/29 | 14 11 | 13 22 | 22 12 | 1 6 | 7 16 | 25 45 | 28 37 | 53 82 |
| Oral Roberts at Oklahoma | 22-60 27-54 | .367 .500 | 1-15 3-7 | .067 .429 | 14-19 16-20 | .737 .800 | 16/15/31 14/24/38 | 18 19 | 11 15 | 12 15 | 3 3 | 9 7 | 24 34 | 35 39 | 59 73 |
| Arkansas at Oklahoma | 20-58 26-50 | .345 .520 | 7-27 8-16 | .259 .500 | 16-20 18-23 | .800 .783 | 12/14/26 11/27/38 | 20 16 | 11 16 | 13 17 | 5 4 | 7 6 | 15 37 | 38 41 | 63 78 |
| Houston \$ vs. Oklahoma \$ | 30-68 27-64 | .441 .422 | 9-25 6-10 | .360 .600 | 5-7 19-24 | .714 .792 | 18/19/37 19/21/40 | 21 12 | 14 13 | 13 9 | 2 2 | 2 7 | 37 40 | 37 39 | 74 79 |
| South Carolina State at Oklahoma | 20-59 32-81 | .339 .395 | 2-16 6-21 | .125 .286 | 6-17 13-20 | .353 .650 | 8/28/36 26/37/63 | 18 16 | 10 16 | 15 8 | 5 5 | 6 8 | 39 24 | 44 24 | 83 48 |
| Oklahoma % at Cincinnati % | 23-60 17-61 | .383 .279 | 5-16 7-30 | .313 .233 | 4-9 15-20 | .444 .750 | 14/32/46 13/24/37 | 17 15 | 15 11 | 17 8 | 2 3 | 4 8 | 24 19 | 31 37 | 55 56 |
| Northwestern State at Oklahoma | | | | | | | | | | | | | | | |
| Oklahoma at Missouri | | | | | | | | | | | | | | | |
| Kansas at Oklahoma | | | | | | | | | | | | | | | |
| Oklahoma at Oklahoma State | | | | | | | | | | | | | | | |
| Kansas State at Oklahoma | | | | | | | | | | | | | | | |
| Texas Tech at Oklahoma | | | | | | | | | | | | | | | |
| Oklahoma at Texas A&M | | | | | | | | | | | | | | | |
| Baylor at Oklahoma | | | | | | | | | | | | | | | |
| Oklahoma at Kansas State | | | | | | | | | | | | | | | |
| Oklahoma at Kansas | | | | | | | | | | | | | | | |
| Iowa State at Oklahoma | | | | | | | | | | | | | | | |
| Missouri at Oklahoma | | | | | | | | | | | | | | | |
| Oklahoma at Texas Tech | | | | | | | | | | | | | | | |
| Texas at Oklahoma | | | | | | | | | | | | | | | |
| Oklahoma at Iowa State | | | | | | | | | | | | | | | |
| Oklahoma State at Oklahoma | | | | | | | | | | | | | | | |
| Oklahoma at Baylor | | | | | | | | | | | | | | | |
| Oklahoma at Texas | | | | | | | | | | | | | | | |
| Texas A&M at Oklahoma | | | | | | | | | | | | | | | |

Associated Press rankings in parentheses

76 Classic (Anaheim, Calif.)

\$ All-College Classic (Oklahoma City, Okla.)

% at U.S. Bank Arena

INDIVIDUAL HIGHS

OKLAHOMA HIGHS

| | |
|--|---|
| Points | 31, Steven Pledger vs. Houston (12/17) |
| Field Goals | 10, Steven Pledger vs. Houston (12/17) 10, Steven Pledger vs. Santa Clara (11/25) |
| Field Goal Attempts | 17, Andrew Fitzgerald vs. Oral Roberts (12/8) |
| Field Goal Pct. (min. 7 made) | .769 (10-for-13), Steven Pledger vs. Housotn (12/17) |
| 3-Point Field Goals | 4, Steven Pledger vs. Houston (12/17) 4, Tyler Neal vs. Arkansas (12/10) 4, Steven Pledger vs. Santa Clara (11/25) 4, Calvin Newell vs. Washington State (11/24) 4, Calvin Newell vs. Idaho State (11/11) |
| 3-Point Field Goal Attempts | 11, Calvin Newell vs. Idaho State (11/11) |
| 3-Point Field Goal Pct. (min. 4 made) | .800 (4-for-5), Steven Pledger vs. Houston (12/17) |
| Free Throws | 8, Sam Grooms vs. Santa Clara (11/25) |
| Free Throw Attempts | 12, Sam Grooms vs. Santa Clara (11/25) |
| Free Throw Pct. | 1.000 (7-for-7), Steven Pledger vs. Houston (12/17) |
| Rebounds | 18, Romero Osby vs. South Carolina State (12/21) |
| Assists | 10, Sam Grooms vs. Washington State (11/24) |
| Turnovers | 6, Steven Pledger vs. Cincinnati (12/29) |
| Blocked Shots | 3, Cameron Clark vs. Sacramento State (12/2) |
| Steals | 3, Romero Osby vs. South Carolina State (12/21) 3, Andrew Fitzgerald vs. Sacramento State (12/2) 3, Sam Grooms vs. Sacramento State (12/2) 3, Steven Pledger vs. Sacramento State (12/2) 3, Steven Pledger vs. Washington State (11/24) |

OPPONENT HIGHS

| | |
|--|--|
| Points | 27, Evan Rocquemore, Santa Clara (11/25) |
| Field Goals | 9, BJ Young, Arkansas (12/10) 9, Brian Conklin, Saint Louis (11/27) |
| Field Goal Attempts | 19, Kevin Foster, Santa Clara (11/25) |
| Field Goal Pct. (min. 7 made) | .818 (9-for-11), Brian Conklin, Saint Louis (11/27) |
| 3-Point Field Goals | 7, Evan Rocquemore, Santa Clara (11/25) |
| 3-Point Field Goal Attempts | 11, Sean Kilpatrick, Cincinnati (12/29) 11, Evan Rocquemore, Santa Clara (11/25) |
| 3-Point Field Goal Pct. (min. 4 made) | .800 (4-for-5), Cody Ellis, Saint Louis (11/27) |
| Free Throws | 8, Rickey Scott, Arkansas (12/10) |
| Free Throw Attempts | 10, Rickey Scott, Arkansas (12/10) 10, Tony Gallo vs. Coppin State (11/18) |
| Free Throw Pct. | 1.000 (7-for-7), Brian Conklin, Saint Louis (11/27) |
| Rebounds | 10, Sean Kilpatrick, Cincinnati (12/29) |
| Assists | 10, Evan Rocquemore, Santa Clara (11/25) |
| Turnovers | 7, Dylan Garrity, Sacramento State (12/2) |
| Blocked Shots | 4, Omar Sanders, South Carolina State (12/21) 4, Hunter Mickelson, Arkansas (12/10) |
| Steals | 3, BJ Young, Arkansas (12/10) 3, Michael Craion, Oral Roberts (12/8) 3, Kevin Foster, Santa Clara (11/25) 3, Chase Grabau, Idaho State (11/11) 3, Melvin Morgan, Idaho State (11/11) |

OKLAHOMA'S TOP INDIVIDUAL PERFORMANCES

POINTS

| | |
|---------|---|
| 31..... | Steven Pledger vs. Houston (12/17) |
| 26..... | Steven Pledger vs. Santa Clara (11/25) |
| 22..... | Steven Pledger vs. South Carolina State (12/21) |
| 22..... | Steven Pledger vs. Arkansas (12/10) |
| 20..... | Steven Pledger vs. Coppin State (11/18) |
| 19..... | Calvin Newell vs. Idaho State (11/11) |
| 18..... | Andrew Fitzgerald vs. Cincinnati (12/29) |
| 18..... | Tyler Neal vs. Arkansas (12/10) |
| 18..... | Cameron Clark vs. Sacramento State (12/2) |
| 18..... | Calvin Newell vs. Washington State (11/24) |

REBOUNDS

| | |
|---------|--|
| 18..... | Romero Osby vs. South Carolina State (12/21) |
| 13..... | Andrew Fitzgerald vs. Santa Clara (11/25) |
| 12..... | Romero Osby vs. Cincinnati (12/29) |
| 12..... | C.J. Washington vs. South Carolina State (12/21) |
| 10..... | Romero Osby vs. Houston (12/17) |
| 10..... | Steven Pledger vs. Houston (12/17) |
| 10..... | Romero Osby vs. Santa Clara (11/25) |
| 10..... | Romero Osby vs. Coppin State (11/18) |
| 10..... | Romero Osby vs. Idaho State (11/11) |

ASSISTS

| | |
|---------|---|
| 10..... | Sam Grooms vs. Washington State (11/24) |
| 9..... | Sam Grooms vs. Cincinnati (12/29) |
| 8..... | Sam Grooms vs. Houston (12/17) |
| 8..... | Sam Grooms vs. Idaho State (11/11) |
| 6..... | Sam Grooms vs. South Carolina State (12/21) |
| 6..... | Sam Grooms vs. Santa Clara (11/25) |

BLOCKED SHOTS

| | |
|--------|---|
| 3..... | Cameron Clark vs. Sacramento State (12/2) |
| 2..... | 10 times |

STEALS

| | |
|--------|---|
| 3..... | Romero Osby vs. South Carolina State (12/21) |
| 3..... | Andrew Fitzgerald vs. Sacramento State (12/2) |
| 3..... | Sam Grooms vs. Sacramento State (12/2) |
| 3..... | Steven Pledger vs. Sacramento State (12/2) |
| 3..... | Steven Pledger vs. Washington State (11/24) |

3-POINT FIELD GOALS

| | |
|--------|---|
| 4..... | Steven Pledger vs. South Carolina State (12/21) |
| 4..... | Steven Pledger vs. Houston (12/17) |
| 4..... | Tyler Neal vs. Arkansas (12/10) |
| 4..... | Steven Pledger vs. Santa Clara (11/25) |
| 4..... | Calvin Newell vs. Washington State (11/24) |
| 4..... | Calvin Newell vs. Idaho State (11/11) |

THURSDAY AT CINCINNATI

Official Basketball Box Score -- Game Totals -- Final Statistics

Houston vs Oklahoma

12/17/11 7 p.m. CT at Oklahoma City, Okla. (Chesapeake Arena)

Houston 74 • 4-5

| ## | Player | | Total | 3-Ptr | Rebounds | | | PF | TP | A | TO | Blk | Stl | Min |
|--------|--------------------|---|--------|--------|----------|-----|-----|----|----|----|----|-----|-----|-----|
| | | | FG-FGA | FG-FGA | FT-FTA | Off | Def | | | | | | | |
| 15 | Gibson, Leon | f | 3-8 | 0-0 | 1-2 | 3 | 2 | 5 | 2 | 7 | 0 | 1 | 0 | 20 |
| 35 | Thomas, Tashawn | f | 3-3 | 0-0 | 0-0 | 3 | 5 | 8 | 3 | 6 | 1 | 1 | 1 | 21 |
| 03 | Thompson, J.J. | g | 2-7 | 1-3 | 2-2 | 0 | 2 | 2 | 2 | 7 | 4 | 3 | 0 | 28 |
| 11 | Thibodeaux, Darian | g | 4-9 | 2-5 | 0-0 | 4 | 2 | 6 | 4 | 10 | 3 | 1 | 0 | 35 |
| 23 | Simmons, Jonathon | g | 8-15 | 2-6 | 2-3 | 0 | 3 | 3 | 3 | 20 | 3 | 1 | 0 | 32 |
| 00 | Young, Joseph | | 4-11 | 2-7 | 0-0 | 3 | 2 | 5 | 1 | 10 | 1 | 1 | 0 | 23 |
| 02 | Harris, Alandise | | 3-5 | 0-0 | 0-0 | 0 | 2 | 2 | 5 | 6 | 0 | 2 | 1 | 14 |
| 04 | Barnes, Leron | | 0-1 | 0-1 | 0-0 | 0 | 0 | 0 | 0 | 0 | 1 | 1 | 0 | 3 |
| 32 | Van Slyke, Kirk | | 3-9 | 2-3 | 0-0 | 3 | 0 | 3 | 1 | 8 | 1 | 2 | 0 | 24 |
| Team | | | | | | 2 | 1 | 3 | | | | | | |
| Totals | | | 30-68 | 9-25 | 5-7 | 18 | 19 | 37 | 21 | 74 | 14 | 13 | 2 | 200 |

FG % 1st Half: 14-31 45.2% 2nd half: 16-37 43.2% Game: 30-68 44.1%
 3FG % 1st Half: 5-12 41.7% 2nd half: 4-13 30.8% Game: 9-25 36.0%
 FT % 1st Half: 4-6 66.7% 2nd half: 1-1 100.0% Game: 5-7 71.4%

Deadball
Rebounds
1

Oklahoma 79 • 8-1

| ## | Player | | Total | 3-Ptr | Rebounds | | | PF | TP | A | TO | Blk | Stl | Min |
|--------|--------------------|---|--------|--------|----------|-----|-----|----|----|----|----|-----|-----|-----|
| | | | FG-FGA | FG-FGA | FT-FTA | Off | Def | | | | | | | |
| 04 | Fitzgerald, Andrew | f | 4-16 | 0-0 | 2-4 | 5 | 1 | 6 | 2 | 10 | 2 | 1 | 0 | 35 |
| 21 | Clark, Cameron | f | 6-11 | 0-1 | 2-2 | 0 | 2 | 2 | 3 | 14 | 0 | 4 | 0 | 26 |
| 24 | Osby, Romero | c | 2-11 | 0-0 | 1-2 | 5 | 5 | 10 | 2 | 5 | 0 | 1 | 1 | 19 |
| 01 | Grooms, Sam | g | 3-8 | 1-1 | 3-4 | 0 | 2 | 2 | 0 | 10 | 8 | 0 | 0 | 38 |
| 02 | Pledger, Steven | g | 10-13 | 4-5 | 7-7 | 4 | 6 | 10 | 1 | 31 | 0 | 1 | 0 | 37 |
| 05 | Washington, C.J. | | 0-0 | 0-0 | 0-0 | 0 | 0 | 0 | 0 | 0 | 0 | 0 | 0 | 4 |
| 14 | Blair, Carl | | 0-1 | 0-0 | 0-0 | 1 | 1 | 2 | 1 | 0 | 2 | 1 | 0 | 13 |
| 15 | Neal, Tyler | | 2-4 | 1-3 | 4-5 | 2 | 4 | 6 | 3 | 9 | 1 | 1 | 0 | 23 |
| 31 | Honore, Barry | | 0-0 | 0-0 | 0-0 | 0 | 0 | 0 | 0 | 0 | 0 | 0 | 1 | 5 |
| Team | | | | | | 2 | 0 | 2 | | | | | | |
| Totals | | | 27-64 | 6-10 | 19-24 | 19 | 21 | 40 | 12 | 79 | 13 | 9 | 2 | 200 |

FG % 1st Half: 15-37 40.5% 2nd half: 12-27 44.4% Game: 27-64 42.2%
 3FG % 1st Half: 5-8 62.5% 2nd half: 1-2 50.0% Game: 6-10 60.0%
 FT % 1st Half: 5-7 71.4% 2nd half: 14-17 82.4% Game: 19-24 79.2%

Deadball
Rebounds
4

Officials: Duke Edsall, Terry Davis, Bret Smith

Technical fouls: Houston-None. Oklahoma-None.

Attendance:

Foul Outs: Houston (Harris - 0:13.4)

| Score by periods | 1st | 2nd | Total |
|------------------|-----|-----|-------|
| Houston | 37 | 37 | 74 |
| Oklahoma | 40 | 39 | 79 |


| Points | In | Off | 2nd | Fast | |
|--------|-------|-----|--------|-------|-------|
| Paint | Paint | T/O | Chance | Break | Bench |
| HOUSTO | 30 | 10 | 21 | 6 | 24 |
| OU | 26 | 17 | 18 | 6 | 9 |

Last FG - HOUSTON 2nd-00:01, OU 2nd-02:17.

Largest lead - HOUSTON by 9 2nd-15:41, OU by 8 2nd-00:05.

Score tied - 9 times.

Lead changed - 9 times.



1 SAM GROOMS

6-1, 203, JUNIOR, GUARD
GREENSBORO, N.C.
(CHIPOLA JUNIOR COLLEGE [FLA.])

| PTS | REB | AST | MIN |
|-----|-----|-----|------|
| 6.9 | 3.6 | 5.5 | 29.4 |

GROOMS GAME BY GAME IN 2011-12

| Date | Opponent | MIN | FG | 3FG | FT | O-D-T | PF | A | TO | B | S | TP |
|------|----------------------|-----|------|-----|------|-------|----|----|----|---|---|----|
| N11 | Idaho State | *37 | 2-10 | 0-2 | 7-8 | 3-3-6 | 3 | 8 | 2 | 0 | 2 | 11 |
| N18 | Coppin State | *23 | 1-6 | 0-3 | 2-4 | 2-2-4 | 2 | 1 | 3 | 0 | 0 | 4 |
| N24 | vs. Washington State | *33 | 3-6 | 1-1 | 2-4 | 1-0-1 | 2 | 10 | 1 | 0 | 1 | 9 |
| N25 | vs. Santa Clara | *27 | 2-6 | 0-3 | 8-12 | 0-5-5 | 1 | 6 | 1 | 0 | 0 | 12 |
| N27 | vs. Saint Louis | *24 | 0-1 | 0-0 | 0-0 | 0-2-2 | 4 | 1 | 2 | 0 | 0 | 0 |
| D2 | Sacramento State | *28 | 3-5 | 2-2 | 1-2 | 0-4-4 | 0 | 4 | 1 | 0 | 3 | 9 |
| D8 | Oral Roberts | *29 | 0-3 | 0-1 | 2-2 | 0-4-4 | 2 | 5 | 4 | 0 | 2 | 2 |
| D10 | Arkansas | *34 | 2-5 | 1-2 | 1-2 | 0-3-3 | 0 | 3 | 3 | 0 | 1 | 6 |
| D17 | vs. Houston | *38 | 3-8 | 1-1 | 3-4 | 0-2-2 | 0 | 8 | 0 | 0 | 0 | 10 |
| D21 | South Carolina State | *18 | 2-6 | 1-5 | 2-2 | 0-3-3 | 3 | 6 | 1 | 0 | 1 | 7 |
| D29 | at Cincinnati | *32 | 3-10 | 0-2 | 0-1 | 1-4-5 | 2 | 9 | 5 | 0 | 1 | 6 |
| D31 | Northwestern State | | | | | | | | | | | |
| J3 | at Missouri | | | | | | | | | | | |
| J7 | Kansas | | | | | | | | | | | |
| J9 | at Oklahoma State | | | | | | | | | | | |
| J14 | Kansas State | | | | | | | | | | | |
| J17 | Texas Tech | | | | | | | | | | | |
| J21 | at Texas A&M | | | | | | | | | | | |
| J24 | Baylor | | | | | | | | | | | |
| J28 | at Kansas State | | | | | | | | | | | |
| F1 | at Kansas | | | | | | | | | | | |
| F4 | Iowa State | | | | | | | | | | | |
| F6 | Missouri | | | | | | | | | | | |
| F11 | at Texas Tech | | | | | | | | | | | |
| F14 | Texas | | | | | | | | | | | |
| F18 | at Iowa State | | | | | | | | | | | |
| F22 | Oklahoma State | | | | | | | | | | | |
| F25 | at Baylor | | | | | | | | | | | |
| F29 | at Texas | | | | | | | | | | | |
| M3 | Texas A&M | | | | | | | | | | | |

* Starter

GROOMS' CAREER HIGHS

| | |
|-----------------------------|------------------------------------|
| Points | 12 vs. Santa Clara (11/25/11) |
| Field Goals | 3 (three times) |
| Field Goal Attempts | 10 (twice) |
| 3-Point Field Goals | 2 vs. Sacramento State (12/2/11) |
| 3-Point Field Goal Attempts | 3 (twice) |
| Free Throws Made | 8 vs. Santa Clara (11/25/11) |
| Free Throw Attempts | 12 vs. Santa Clara (11/25/11) |
| Rebounds | 6 vs. Idaho State (11/11/11) |
| Assists | 10 vs. Washington State (11/24/11) |
| Blocked Shots | None |
| Steals | 3 vs. Sacramento State (12/2/11) |
| Minutes Played | 38 vs. Houston (12/17/11) |



2 STEVEN PLEDGER

6-4, 222, JUNIOR, GUARD
CHESAPEAKE, VA.
(ATLANTIC SHORES CHRISTIAN SCHOOL)

| PTS | REB | FG% | MIN |
|------|-----|------|------|
| 18.9 | 4.2 | .551 | 30.4 |

PLEDGER GAME BY GAME IN 2011-12

| Date | Opponent | MIN | FG | 3FG | FT | O-D-T | PF | A | TO | B | S | TP |
|------|----------------------|-----|-------|------|-----|--------|----|---|----|---|---|-----|
| N11 | Idaho State | | | | | | | | | | | DNP |
| N18 | Coppin State | *20 | 8-14 | 3-8 | 1-1 | 1-1-2 | 3 | 3 | 0 | 0 | 0 | 20 |
| N24 | vs. Washington State | *25 | 4-8 | 3-6 | 3-3 | 1-1-2 | 3 | 0 | 1 | 0 | 3 | 14 |
| N25 | vs. Santa Clara | *31 | 10-15 | 4-8 | 2-4 | 3-4-7 | 1 | 0 | 1 | 0 | 0 | 26 |
| N27 | vs. Saint Louis | *35 | 4-13 | 1-4 | 2-3 | 0-3-3 | 4 | 2 | 2 | 0 | 1 | 11 |
| D2 | Sacramento State | *21 | 4-5 | 3-3 | 4-4 | 1-0-1 | 3 | 5 | 0 | 0 | 3 | 15 |
| D8 | Oral Roberts | *31 | 6-11 | 0-2 | 5-5 | 1-2-3 | 1 | 3 | 2 | 0 | 2 | 17 |
| D10 | Arkansas | *36 | 9-12 | 3-5 | 1-3 | 2-1-3 | 2 | 2 | 5 | 0 | 2 | 22 |
| D17 | vs. Houston | *37 | 10-13 | 4-5 | 7-7 | 4-6-10 | 1 | 0 | 1 | 0 | 2 | 31 |
| D21 | South Carolina State | *30 | 6-15 | 4-10 | 6-6 | 2-3-5 | 1 | 1 | 0 | 1 | 0 | 22 |
| D29 | at Cincinnati | *38 | 4-12 | 3-8 | 0-0 | 3-3-6 | 3 | 1 | 6 | 0 | 0 | 11 |
| D31 | Northwestern State | | | | | | | | | | | |
| J3 | at Missouri | | | | | | | | | | | |
| J7 | Kansas | | | | | | | | | | | |
| J9 | at Oklahoma State | | | | | | | | | | | |
| J14 | Kansas State | | | | | | | | | | | |
| J17 | Texas Tech | | | | | | | | | | | |
| J21 | at Texas A&M | | | | | | | | | | | |
| J24 | Baylor | | | | | | | | | | | |
| J28 | at Kansas State | | | | | | | | | | | |
| F1 | at Kansas | | | | | | | | | | | |
| F4 | Iowa State | | | | | | | | | | | |
| F6 | Missouri | | | | | | | | | | | |
| F11 | at Texas Tech | | | | | | | | | | | |
| F14 | Texas | | | | | | | | | | | |
| F18 | at Iowa State | | | | | | | | | | | |
| F22 | Oklahoma State | | | | | | | | | | | |
| F25 | at Baylor | | | | | | | | | | | |
| F29 | at Texas | | | | | | | | | | | |
| M3 | Texas A&M | | | | | | | | | | | |

* Starter

PLEDGER'S CAREER HIGHS

| | |
|-----------------------------|-----------------------------|
| Points | 38 vs. Iowa State (1/29/11) |
| Field Goals | 12 vs. Iowa State (1/29/11) |
| Field Goal Attempts | 20 vs. Iowa State (1/29/11) |
| 3-Point Field Goals | 7 vs. Iowa State (1/29/11) |
| 3-Point Field Goal Attempts | 14 vs. Houston (11/26/09) |
| Free Throws Made | 7 vs. Iowa State (1/29/11) |
| Free Throw Attempts | 8 (twice) |
| Rebounds | 10 vs. Houston (12/17/11) |
| Assists | 6 (twice) |
| Blocked Shots | 2 (twice) |
| Steals | 3 (six times) |
| Minutes Played | 44 vs. Iowa State (1/29/11) |



3 T.J. FRANKLIN

5-11, 175, SENIOR, GUARD
FORT WORTH, TEXAS
(NORTH CROWLEY HS)

| PTS | REB | AST | MIN |
|-----|-----|-----|-----|
| 0.3 | 0.4 | 0.3 | 3.4 |

FRANKLIN GAME BY GAME IN 2011-12

| Date | Opponent | MIN | FG | 3FG | FT | O-D-T | PF | A | TO | B | S | TP |
|------|----------------------|-----|-----|-----|-----|-------|----|---|----|---|---|----|
| N11 | Idaho State | +0 | 0-0 | 0-0 | 0-0 | 0-0-0 | 0 | 0 | 0 | 0 | 0 | 0 |
| N18 | Coppin State | 7 | 0-0 | 0-0 | 0-0 | 0-0-0 | 2 | 0 | 1 | 0 | 1 | 0 |
| N24 | vs. Washington State | 1 | 0-1 | 0-0 | 0-0 | 0-1-1 | 0 | 0 | 0 | 0 | 0 | 0 |
| N25 | vs. Santa Clara | | | | | DNP | | | | | | |
| N27 | vs. Saint Louis | | | | | DNP | | | | | | |
| D2 | Sacramento State | 9 | 1-3 | 0-2 | 0-0 | 0-0-0 | 0 | 1 | 1 | 0 | 1 | 2 |
| D8 | Oral Roberts | 0+ | 0-0 | 0-0 | 0-0 | 0-0-0 | 0 | 0 | 0 | 0 | 0 | 0 |
| D10 | Arkansas | 1 | 0-0 | 0-0 | 0-0 | 0-1-1 | 0 | 0 | 0 | 0 | 0 | 0 |
| D17 | vs. Houston | | | | | DNP | | | | | | |
| D21 | South Carolina State | 6 | 0-2 | 0-0 | 0-0 | 1-0-1 | 1 | 1 | 1 | 0 | 0 | 0 |
| D29 | at Cincinnati | | | | | DNP | | | | | | |
| D31 | Northwestern State | | | | | | | | | | | |
| J3 | at Missouri | | | | | | | | | | | |
| J7 | Kansas | | | | | | | | | | | |
| J9 | at Oklahoma State | | | | | | | | | | | |
| J14 | Kansas State | | | | | | | | | | | |
| J17 | Texas Tech | | | | | | | | | | | |
| J21 | at Texas A&M | | | | | | | | | | | |
| J24 | Baylor | | | | | | | | | | | |
| J28 | at Kansas State | | | | | | | | | | | |
| F1 | at Kansas | | | | | | | | | | | |
| F4 | Iowa State | | | | | | | | | | | |
| F6 | Missouri | | | | | | | | | | | |
| F11 | at Texas Tech | | | | | | | | | | | |
| F14 | Texas | | | | | | | | | | | |
| F18 | at Iowa State | | | | | | | | | | | |
| F22 | Oklahoma State | | | | | | | | | | | |
| F25 | at Baylor | | | | | | | | | | | |
| F29 | at Texas | | | | | | | | | | | |
| M3 | Texas A&M | | | | | | | | | | | |

* Starter

FRANKLIN'S CAREER HIGHS

| | |
|-----------------------------|-----------------------------------|
| Points | 3 vs. Texas Southern (11/18/10) |
| Field Goals | 1 (twice) |
| Field Goal Attempts | 3 vs. Sacramento State (12/2/11) |
| 3-Point Field Goals | None |
| 3-Point Field Goal Attempts | 2 vs. Sacramento State (12/2/11) |
| Free Throws Made | 2 vs. Mount St. Mary's (11/14/09) |
| Free Throw Attempts | 4 (twice) |
| Rebounds | 2 (twice) |
| Assists | 2 (three times) |
| Blocked Shots | None |
| Steals | 1 (twice) |
| Minutes Played | 9 vs. Sacramento State (12/2/11) |



4 ANDREW FITZGERALD

6-8, 247, JUNIOR, FORWARD
BALTIMORE, MD.
(BREWSTER ACADEMY [N.H.])

| PTS | REB | FG% | MIN |
|------|-----|------|------|
| 12.1 | 5.7 | .483 | 25.5 |

FITZGERALD GAME BY GAME IN 2011-12

| Date | Opponent | MIN | FG | 3FG | FT | O-D-T | PF | A | TO | B | S | TP |
|------|----------------------|-----|------|-----|-----|--------|----|---|----|---|---|----|
| N11 | Idaho State | *23 | 2-7 | 0-0 | 3-3 | 0-1-1 | 3 | 0 | 0 | 2 | 0 | 7 |
| N18 | Coppin State | *19 | 4-11 | 0-0 | 2-2 | 5-3-8 | 2 | 0 | 1 | 0 | 1 | 10 |
| N24 | vs. Washington State | *30 | 4-9 | 0-0 | 1-4 | 2-5-7 | 2 | 0 | 2 | 1 | 0 | 9 |
| N25 | vs. Santa Clara | *30 | 4-7 | 0-0 | 4-4 | 5-8-13 | 3 | 0 | 0 | 2 | 0 | 12 |
| N27 | vs. Saint Louis | *17 | 2-6 | 0-0 | 0-0 | 0-2-2 | 4 | 0 | 1 | 0 | 1 | 4 |
| D2 | Sacramento State | *22 | 6-8 | 0-0 | 1-2 | 1-3-4 | 2 | 1 | 1 | 0 | 3 | 13 |
| D8 | Oral Roberts | *31 | 8-17 | 0-0 | 0-0 | 1-2-3 | 3 | 0 | 1 | 1 | 1 | 16 |
| D10 | Arkansas | *23 | 7-11 | 0-0 | 3-4 | 4-4-8 | 4 | 0 | 1 | 1 | 0 | 17 |
| D17 | vs. Houston | *35 | 4-16 | 0-0 | 2-4 | 5-1-6 | 2 | 2 | 1 | 0 | 1 | 10 |
| D21 | South Carolina State | *22 | 8-11 | 0-0 | 1-2 | 1-1-2 | 2 | 0 | 0 | 0 | 0 | 17 |
| D29 | at Cincinnati | *29 | 7-13 | 0-0 | 4-7 | 5-4-9 | 2 | 1 | 1 | 2 | 1 | 18 |
| D31 | Northwestern State | | | | | | | | | | | |
| J3 | at Missouri | | | | | | | | | | | |
| J7 | Kansas | | | | | | | | | | | |
| J9 | at Oklahoma State | | | | | | | | | | | |
| J14 | Kansas State | | | | | | | | | | | |
| J17 | Texas Tech | | | | | | | | | | | |
| J21 | at Texas A&M | | | | | | | | | | | |
| J24 | Baylor | | | | | | | | | | | |
| J28 | at Kansas State | | | | | | | | | | | |
| F1 | at Kansas | | | | | | | | | | | |
| F4 | Iowa State | | | | | | | | | | | |
| F6 | Missouri | | | | | | | | | | | |
| F11 | at Texas Tech | | | | | | | | | | | |
| F14 | Texas | | | | | | | | | | | |
| F18 | at Iowa State | | | | | | | | | | | |
| F22 | Oklahoma State | | | | | | | | | | | |
| F25 | at Baylor | | | | | | | | | | | |
| F29 | at Texas | | | | | | | | | | | |
| M3 | Texas A&M | | | | | | | | | | | |

* Starter

FITZGERALD'S CAREER HIGHS

| | |
|-----------------------------|---|
| Points | 22 (three times) |
| Field Goals | 8 (five times) |
| Field Goal Attempts | 17 (twice) |
| 3-Point Field Goals | None |
| 3-Point Field Goal Attempts | None |
| Free Throws Made | 6 (five times) |
| Free Throw Attempts | 8 vs. Texas A&M (3/6/10) |
| Rebounds | 13 (twice) |
| Assists | 3 vs. Baylor (2/27/10) |
| Blocked Shots | 3 vs. Texas Tech (1/18/11) |
| Steals | 5 vs. North Carolina Central (11/15/10) |
| Minutes Played | 39 (twice) |



5 C.J. WASHINGTON

6-7, 230, SENIOR, FORWARD
STRINGTOWN, OKLA.
(CONNORS STATE COLLEGE)

| PTS | REB | AST | MIN |
|-----|-----|-----|-----|
| 2.3 | 3.9 | 0.5 | 9.9 |


WASHINGTON GAME BY GAME IN 2011-12

| Date | Opponent | MIN | FG | 3FG | FT | O-D-T | PF | A | TO | B | S | TP |
|------|----------------------|-----|-----|-----|-----|--------|----|---|----|---|---|----|
| N11 | Idaho State | | | | | DNP | | | | | | |
| N18 | Coppin State | 18 | 3-4 | 0-0 | 0-0 | 3-5-8 | 2 | 3 | 1 | 0 | 0 | 6 |
| N24 | vs. Washington State | 3 | 0-2 | 0-0 | 0-0 | 1-1-2 | 0 | 0 | 0 | 0 | 0 | 0 |
| N25 | vs. Santa Clara | 8 | 0-1 | 0-0 | 0-0 | 0-4-4 | 0 | 0 | 0 | 1 | 0 | 0 |
| N27 | vs. Saint Louis | 10 | 1-2 | 0-0 | 0-0 | 0-2-2 | 0 | 0 | 0 | 0 | 0 | 2 |
| D2 | Sacramento State | 17 | 1-1 | 0-0 | 0-0 | 0-1-1 | 2 | 1 | 1 | 2 | 0 | 2 |
| D8 | Oral Roberts | 17 | 3-4 | 0-0 | 2-2 | 3-3-6 | 2 | 1 | 0 | 0 | 0 | 8 |
| D10 | Arkansas | 3 | 0-2 | 0-0 | 0-0 | 0-2-2 | 0 | 0 | 1 | 0 | 0 | 0 |
| D17 | vs. Houston | 4 | 0-0 | 0-0 | 0-0 | 0-0-0 | 0 | 0 | 0 | 0 | 0 | 0 |
| D21 | South Carolina State | 13 | 2-6 | 0-0 | 1-2 | 7-5-12 | 2 | 0 | 0 | 0 | 0 | 12 |
| D29 | at Cincinnati | 6 | 0-0 | 0-0 | 0-0 | 0-2-2 | 0 | 0 | 0 | 0 | 0 | 0 |
| D31 | Northwestern State | | | | | | | | | | | |
| J3 | at Missouri | | | | | | | | | | | |
| J7 | Kansas | | | | | | | | | | | |
| J9 | at Oklahoma State | | | | | | | | | | | |
| J14 | Kansas State | | | | | | | | | | | |
| J17 | Texas Tech | | | | | | | | | | | |
| J21 | at Texas A&M | | | | | | | | | | | |
| J24 | Baylor | | | | | | | | | | | |
| J28 | at Kansas State | | | | | | | | | | | |
| F1 | at Kansas | | | | | | | | | | | |
| F4 | Iowa State | | | | | | | | | | | |
| F6 | Missouri | | | | | | | | | | | |
| F11 | at Texas Tech | | | | | | | | | | | |
| F14 | Texas | | | | | | | | | | | |
| F18 | at Iowa State | | | | | | | | | | | |
| F22 | Oklahoma State | | | | | | | | | | | |
| F25 | at Baylor | | | | | | | | | | | |
| F29 | at Texas | | | | | | | | | | | |
| M3 | Texas A&M | | | | | | | | | | | |

* Starter

WASHINGTON'S CAREER HIGHS

| | |
|-----------------------------|--|
| Points | 9 (twice) |
| Field Goals | 4 (twice) |
| Field Goal Attempts | 6 (three times) |
| 3-Point Field Goals | None |
| 3-Point Field Goal Attempts | None |
| Free Throws Made | 4 (twice) |
| Free Throw Attempts | 6 vs. Sacramento State (12/21/10) |
| Rebounds | 12 vs. South Carolina State (12/21/11) |
| Assists | 3 vs. Coppin State (11/18/11) |
| Blocked Shots | 3 vs. Virginia (11/23/10) |
| Steals | 2 vs. Iowa State (1/29/11) |
| Minutes Played | 25 vs. Texas Tech (3/2/11) |



13 JAMES FRASCHILLA

5-10, 142, FRESHMAN, GUARD
DALLAS, TEXAS
(HIGHLAND PARK HS)

| PTS | REB | AST | MIN |
|-----|-----|-----|-----|
| 0.5 | 0.3 | 0.0 | 1.3 |

FRASCHILLA GAME BY GAME IN 2011-12

| Date | Opponent | MIN | FG | 3FG | FT | O-D-T | PF | A | TO | B | S | TP |
|------|----------------------|-----|-----|-----|-----|-------|----|---|----|---|---|----|
| N11 | Idaho State | | | | | DNP | | | | | | |
| N18 | Coppin State | 2 | 0-0 | 0-0 | 0-0 | 0-0-0 | 1 | 0 | 0 | 0 | 0 | 0 |
| N24 | vs. Washington State | | | | | DNP | | | | | | |
| N25 | vs. Santa Clara | | | | | DNP | | | | | | |
| N27 | vs. Saint Louis | | | | | DNP | | | | | | |
| D2 | Sacramento State | | | | | DNP | | | | | | |
| D8 | Oral Roberts | 0+ | 0-0 | 0-0 | 0-0 | 0-0-0 | 0 | 0 | 0 | 0 | 0 | 0 |
| D10 | Arkansas | 1 | 0-0 | 0-0 | 0-0 | 0-0-0 | 0 | 0 | 0 | 0 | 0 | 0 |
| D17 | vs. Houston | | | | | DNP | | | | | | |
| D21 | South Carolina State | 2 | 1-2 | 0-0 | 0-0 | 1-0-1 | 1 | 0 | 0 | 0 | 0 | 2 |
| D29 | at Cincinnati | | | | | DNP | | | | | | |
| D31 | Northwestern State | | | | | | | | | | | |
| J3 | at Missouri | | | | | | | | | | | |
| J7 | Kansas | | | | | | | | | | | |
| J9 | at Oklahoma State | | | | | | | | | | | |
| J14 | Kansas State | | | | | | | | | | | |
| J17 | Texas Tech | | | | | | | | | | | |
| J21 | at Texas A&M | | | | | | | | | | | |
| J24 | Baylor | | | | | | | | | | | |
| J28 | at Kansas State | | | | | | | | | | | |
| F1 | at Kansas | | | | | | | | | | | |
| F4 | Iowa State | | | | | | | | | | | |
| F6 | Missouri | | | | | | | | | | | |
| F11 | at Texas Tech | | | | | | | | | | | |
| F14 | Texas | | | | | | | | | | | |
| F18 | at Iowa State | | | | | | | | | | | |
| F22 | Oklahoma State | | | | | | | | | | | |
| F25 | at Baylor | | | | | | | | | | | |
| F29 | at Texas | | | | | | | | | | | |
| M3 | Texas A&M | | | | | | | | | | | |

* Starter

FRASCHILLA'S CAREER HIGHS

| | |
|-----------------------------|---------------------------------------|
| Points | 2 vs. South Carolina State (12/21/11) |
| Field Goals | 1 vs. South Carolina State (12/21/11) |
| Field Goal Attempts | 2 vs. South Carolina State (12/21/11) |
| 3-Point Field Goals | None |
| 3-Point Field Goal Attempts | None |
| Free Throws Made | None |
| Free Throw Attempts | None |
| Rebounds | 1 vs. South Carolina State (12/21/11) |
| Assists | None |
| Blocked Shots | None |
| Steals | None |
| Minutes Played | 2 (twice) |



14 CARL BLAIR

6-2, 205, JUNIOR, GUARD
HOUSTON, TEXAS
(UNIVERSITY OF NEW ORLEANS)

| PTS | REB | AST | MIN |
|-----|-----|-----|------|
| 3.3 | 1.7 | 2.5 | 14.9 |

BLAIR GAME BY GAME IN 2011-12


| Date | Opponent | MIN | FG | 3FG | FT | O-D-T | PF | A | TO | B | S | TP |
|------|----------------------|-----|-----|-----|-----|-------|----|---|----|---|---|----|
| N11 | Idaho State | *27 | 3-7 | 3-6 | 3-6 | 0-6-6 | 4 | 5 | 2 | 0 | 0 | 12 |
| N18 | Coppin State | 12 | 2-3 | 2-3 | 0-0 | 0-0-0 | 3 | 4 | 4 | 0 | 1 | 6 |
| N24 | vs. Washington State | 6 | 0-1 | 0-1 | 0-0 | 0-0-0 | 1 | 0 | 3 | 0 | 0 | 0 |
| N25 | vs. Santa Clara | 13 | 0-1 | 0-0 | 2-2 | 0-0-0 | 2 | 2 | 3 | 0 | 1 | 2 |
| N27 | vs. Saint Louis | 17 | 1-4 | 1-2 | 0-0 | 0-1-1 | 0 | 1 | 4 | 0 | 2 | 3 |
| D2 | Sacramento State | 17 | 1-3 | 1-3 | 2-2 | 3-2-5 | 0 | 3 | 1 | 0 | 1 | 5 |
| D8 | Oral Roberts | 13 | 1-1 | 0-0 | 0-1 | 0-0-0 | 1 | 3 | 2 | 0 | 0 | 2 |
| D10 | Arkansas | 14 | 0-1 | 0-0 | 3-4 | 0-2-2 | 1 | 2 | 1 | 0 | 2 | 3 |
| D17 | vs. Houston | 13 | 0-1 | 0-0 | 0-0 | 1-1-2 | 1 | 2 | 1 | 0 | 1 | 0 |
| D21 | South Carolina State | 19 | 1-4 | 1-3 | 0-0 | 1-1-2 | 2 | 5 | 2 | 0 | 1 | 3 |
| D29 | at Cincinnati | 13 | 0-0 | 0-0 | 0-0 | 0-1-1 | 2 | 1 | 2 | 0 | 2 | 0 |
| D31 | Northwestern State | | | | | | | | | | | |
| J3 | at Missouri | | | | | | | | | | | |
| J7 | Kansas | | | | | | | | | | | |
| J9 | at Oklahoma State | | | | | | | | | | | |
| J14 | Kansas State | | | | | | | | | | | |
| J17 | Texas Tech | | | | | | | | | | | |
| J21 | at Texas A&M | | | | | | | | | | | |
| J24 | Baylor | | | | | | | | | | | |
| J28 | at Kansas State | | | | | | | | | | | |
| F1 | at Kansas | | | | | | | | | | | |
| F4 | Iowa State | | | | | | | | | | | |
| F6 | Missouri | | | | | | | | | | | |
| F11 | at Texas Tech | | | | | | | | | | | |
| F14 | Texas | | | | | | | | | | | |
| F18 | at Iowa State | | | | | | | | | | | |
| F22 | Oklahoma State | | | | | | | | | | | |
| F25 | at Baylor | | | | | | | | | | | |
| F29 | at Texas | | | | | | | | | | | |
| M3 | Texas A&M | | | | | | | | | | | |

* Starter

BLAIR'S CAREER HIGHS

| | |
|-----------------------------|--|
| Points |23 vs. Arkansas State (2/6/10*) |
| Field Goals |6 (four times) |
| Field Goal Attempts |13 vs. Arkansas State (2/25/10*) |
| 3-Point Field Goals |3 (twice) |
| 3-Point Field Goal Attempts |7 (three times) |
| Free Throws Made |9 (four times) |
| Free Throw Attempts |13 vs. Colorado (1/22/11) |
| Rebounds |11 vs. Florida International (1/2/10) |
| Assists |11 (twice) |
| Blocked Shots |1 (four times) |
| Steals |3 (five times) |
| Minutes Played |40 (twice*) |

* At University of New Orleans



15 TYLER NEAL

6-7, 227, SOPHOMORE, FORWARD
OKLAHOMA CITY, OKLA.
(PUTNAM CITY WEST HS)

| PTS | REB | 3FG% | MIN |
|-----|-----|------|------|
| 6.9 | 3.6 | .405 | 17.9 |

NEAL GAME BY GAME IN 2011-12

| Date | Opponent | MIN | FG | 3FG | FT | O-D-T | PF | A | TO | B | S | TP |
|------|----------------------|-----|-----|-----|-----|-------|----|---|----|---|---|----|
| N11 | Idaho State | 15 | 2-3 | 0-0 | 0-0 | 4-3-7 | 1 | 1 | 2 | 0 | 1 | 4 |
| N18 | Coppin State | 18 | 3-8 | 3-6 | 0-0 | 1-2-3 | 3 | 1 | 1 | 0 | 0 | 9 |
| N24 | vs. Washington State | 13 | 0-1 | 0-1 | 2-2 | 0-3-3 | 2 | 0 | 0 | 1 | 0 | 2 |
| N25 | vs. Santa Clara | 8 | 1-2 | 1-2 | 0-0 | 0-2-2 | 2 | 0 | 0 | 0 | 0 | 3 |
| N27 | vs. Saint Louis | 16 | 1-2 | 1-2 | 4-4 | 1-0-1 | 1 | 0 | 0 | 0 | 1 | 7 |
| D2 | Sacramento State | 19 | 3-7 | 2-5 | 0-0 | 0-3-3 | 1 | 1 | 2 | 0 | 0 | 8 |
| D8 | Oral Roberts | 19 | 1-1 | 1-1 | 2-2 | 0-3-3 | 1 | 1 | 2 | 0 | 2 | 5 |
| D10 | Arkansas | 28 | 5-9 | 4-8 | 4-4 | 0-5-5 | 3 | 4 | 1 | 0 | 0 | 18 |
| D17 | vs. Houston | 23 | 2-4 | 1-3 | 4-5 | 2-4-6 | 3 | 1 | 1 | 0 | 2 | 9 |
| D21 | South Carolina State | 17 | 1-7 | 0-3 | 1-2 | 0-2-2 | 1 | 1 | 1 | 0 | 2 | 3 |
| D29 | at Cincinnati | 21 | 3-8 | 2-6 | 0-1 | 1-4-5 | 5 | 0 | 1 | 0 | 0 | 8 |
| D31 | Northwestern State | | | | | | | | | | | |
| J3 | at Missouri | | | | | | | | | | | |
| J7 | Kansas | | | | | | | | | | | |
| J9 | at Oklahoma State | | | | | | | | | | | |
| J14 | Kansas State | | | | | | | | | | | |
| J17 | Texas Tech | | | | | | | | | | | |
| J21 | at Texas A&M | | | | | | | | | | | |
| J24 | Baylor | | | | | | | | | | | |
| J28 | at Kansas State | | | | | | | | | | | |
| F1 | at Kansas | | | | | | | | | | | |
| F4 | Iowa State | | | | | | | | | | | |
| F6 | Missouri | | | | | | | | | | | |
| F11 | at Texas Tech | | | | | | | | | | | |
| F14 | Texas | | | | | | | | | | | |
| F18 | at Iowa State | | | | | | | | | | | |
| F22 | Oklahoma State | | | | | | | | | | | |
| F25 | at Baylor | | | | | | | | | | | |
| F29 | at Texas | | | | | | | | | | | |
| M3 | Texas A&M | | | | | | | | | | | |

* Starter

NEAL'S CAREER HIGHS

| | |
|-----------------------------|---------------------------------|
| Points |18 vs. Arkansas (12/10/12) |
| Field Goals |5 vs. Arkansas (12/10/12) |
| Field Goal Attempts |9 vs. Arkansas (12/10/12) |
| 3-Point Field Goals |4 vs. Arkansas (12/10/12) |
| 3-Point Field Goal Attempts |8 vs. Arkansas (12/10/12) |
| Free Throws Made |6 vs. Virginia (11/23/10) |
| Free Throw Attempts |6 (three times) |
| Rebounds |7 (twice) |
| Assists |4 vs. Arkansas (12/10/12) |
| Blocked Shots |1 (four times) |
| Steals |2 (three times) |
| Minutes Played |28 (twice) |



21 CAMERON CLARK

6-6, 198, SOPHOMORE, GUARD
SHERMAN, TEXAS
(SHERMAN HS)

| PTS | REB | AST | MIN |
|-----|-----|-----|------|
| 8.9 | 3.3 | 1.7 | 24.3 |

CLARK GAME BY GAME IN 2011-12

| Date | Opponent | MIN | FG | 3FG | FT | O-D-T | PF | A | TO | B | S | TP |
|------|----------------------|-----|------|-----|-----|-------|----|---|----|---|---|----|
| N11 | Idaho State | *22 | 1-10 | 0-3 | 0-2 | 1-2-3 | 2 | 0 | 1 | 0 | 2 | 2 |
| N18 | Coppin State | *20 | 2-8 | 0-0 | 0-0 | 1-3-4 | 1 | 4 | 1 | 2 | 1 | 4 |
| N24 | vs. Washington State | *29 | 5-9 | 0-1 | 1-3 | 1-1-2 | 2 | 1 | 2 | 0 | 1 | 11 |
| N25 | vs. Santa Clara | *26 | 3-10 | 0-0 | 5-6 | 2-0-2 | 3 | 1 | 2 | 0 | 0 | 11 |
| N27 | vs. Saint Louis | *28 | 7-13 | 0-0 | 0-2 | 3-3-6 | 3 | 1 | 2 | 1 | 0 | 14 |
| D2 | Sacramento State | *26 | 7-12 | 3-5 | 1-2 | 0-3-3 | 1 | 3 | 0 | 3 | 2 | 18 |
| D8 | Oral Roberts | *30 | 5-8 | 2-2 | 4-6 | 1-7-8 | 2 | 2 | 2 | 0 | 0 | 16 |
| D10 | Arkansas | *13 | 0-3 | 0-1 | 0-0 | 0-1-1 | 2 | 3 | 1 | 0 | 0 | 0 |
| D17 | vs. Houston | *26 | 6-11 | 0-1 | 2-2 | 0-2-2 | 3 | 0 | 4 | 0 | 0 | 14 |
| D21 | South Carolina State | *26 | 4-10 | 0-0 | 0-0 | 1-1-2 | 0 | 1 | 1 | 2 | 1 | 8 |
| D29 | at Cincinnati | *21 | 0-7 | 0-0 | 0-0 | 0-2-2 | 2 | 3 | 1 | 0 | 0 | 0 |
| D31 | Northwestern State | | | | | | | | | | | |
| J3 | at Missouri | | | | | | | | | | | |
| J7 | Kansas | | | | | | | | | | | |
| J9 | at Oklahoma State | | | | | | | | | | | |
| J14 | Kansas State | | | | | | | | | | | |
| J17 | Texas Tech | | | | | | | | | | | |
| J21 | at Texas A&M | | | | | | | | | | | |
| J24 | Baylor | | | | | | | | | | | |
| J28 | at Kansas State | | | | | | | | | | | |
| F1 | at Kansas | | | | | | | | | | | |
| F4 | Iowa State | | | | | | | | | | | |
| F6 | Missouri | | | | | | | | | | | |
| F11 | at Texas Tech | | | | | | | | | | | |
| F14 | Texas | | | | | | | | | | | |
| F18 | at Iowa State | | | | | | | | | | | |
| F22 | Oklahoma State | | | | | | | | | | | |
| F25 | at Baylor | | | | | | | | | | | |
| F29 | at Texas | | | | | | | | | | | |
| M3 | Texas A&M | | | | | | | | | | | |

* Starter

CLARK'S CAREER HIGHS

| | |
|-----------------------------|------------------------------------|
| Points | 26 vs. Central Arkansas (12/30/10) |
| Field Goals | 11 vs. Baylor (2/2/11) |
| Field Goal Attempts | 19 vs. Baylor (2/2/11) |
| 3-Point Field Goals | 4 vs. Central Arkansas (12/30/10) |
| 3-Point Field Goal Attempts | 7 vs. Baylor (2/2/11) |
| Free Throws Made | 6 vs. Oklahoma State (3/5/11) |
| Free Throw Attempts | 7 vs. Oklahoma State (3/5/11) |
| Rebounds | 11 vs. Coppin State (11/12/10) |
| Assists | 4 (twice) |
| Blocked Shots | 3 vs. Sacramento State (12/2/11) |
| Steals | 3 vs. Oral Roberts (12/11/10) |
| Minutes Played | 44 vs. Iowa State (1/29/11) |



24 ROMERO OSBY

6-8, 232, JUNIOR, FORWARD
MERIDIAN, MISS.
(MISSISSIPPI STATE UNIVERSITY)

| PTS | REB | BLK | MIN |
|------|-----|-----|------|
| 10.2 | 9.1 | 0.9 | 26.8 |

OSBY GAME BY GAME IN 2011-12

| Date | Opponent | MIN | FG | 3FG | FT | O-D-T | PF | A | TO | B | S | TP |
|------|----------------------|-----|------|-----|-----|---------|----|---|----|---|---|----|
| N11 | Idaho State | *31 | 5-9 | 1-1 | 6-7 | 6-4-10 | 3 | 4 | 2 | 2 | 1 | 17 |
| N18 | Coppin State | *22 | 4-8 | 0-0 | 3-4 | 4-6-10 | 0 | 0 | 0 | 1 | 1 | 11 |
| N24 | vs. Washington State | *26 | 3-7 | 1-2 | 2-2 | 2-4-6 | 2 | 0 | 0 | 0 | 0 | 9 |
| N25 | vs. Santa Clara | *32 | 3-8 | 0-1 | 3-4 | 3-7-10 | 2 | 1 | 3 | 1 | 0 | 9 |
| N27 | vs. Saint Louis | *24 | 6-13 | 0-1 | 2-4 | 4-2-6 | 3 | 0 | 1 | 0 | 0 | 14 |
| D2 | Sacramento State | *23 | 4-5 | 0-0 | 0-0 | 2-2-4 | 0 | 3 | 1 | 0 | 1 | 8 |
| D8 | Oral Roberts | *21 | 3-4 | 0-1 | 1-2 | 4-3-7 | 5 | 0 | 1 | 2 | 0 | 7 |
| D10 | Arkansas | *32 | 2-5 | 0-0 | 6-6 | 2-5-7 | 0 | 2 | 2 | 2 | 0 | 10 |
| D17 | vs. Houston | *19 | 2-11 | 0-0 | 1-2 | 5-5-10 | 2 | 0 | 1 | 1 | 1 | 5 |
| D21 | South Carolina State | *27 | 4-13 | 0-0 | 2-6 | 4-14-18 | 1 | 1 | 1 | 1 | 3 | 10 |
| D29 | at Cincinnati | *38 | 6-10 | 0-0 | 0-0 | 2-10-12 | 1 | 0 | 1 | 0 | 0 | 12 |
| D31 | Northwestern State | | | | | | | | | | | |
| J3 | at Missouri | | | | | | | | | | | |
| J7 | Kansas | | | | | | | | | | | |
| J9 | at Oklahoma State | | | | | | | | | | | |
| J14 | Kansas State | | | | | | | | | | | |
| J17 | Texas Tech | | | | | | | | | | | |
| J21 | at Texas A&M | | | | | | | | | | | |
| J24 | Baylor | | | | | | | | | | | |
| J28 | at Kansas State | | | | | | | | | | | |
| F1 | at Kansas | | | | | | | | | | | |
| F4 | Iowa State | | | | | | | | | | | |
| F6 | Missouri | | | | | | | | | | | |
| F11 | at Texas Tech | | | | | | | | | | | |
| F14 | Texas | | | | | | | | | | | |
| F18 | at Iowa State | | | | | | | | | | | |
| F22 | Oklahoma State | | | | | | | | | | | |
| F25 | at Baylor | | | | | | | | | | | |
| F29 | at Texas | | | | | | | | | | | |
| M3 | Texas A&M | | | | | | | | | | | |

* Starter

OSBY'S CAREER HIGHS

| | |
|-----------------------------|--|
| Points | 17 vs. Idaho State (11/11/11) |
| Field Goals | 6 (twice) |
| Field Goal Attempts | 13 (three times) |
| 3-Point Field Goals | 2 (five times) |
| 3-Point Field Goal Attempts | 3 (seven times) |
| Free Throws Made | 7 vs. Texas Tech (11/29/08*) |
| Free Throw Attempts | 10 vs. Texas Tech (11/29/08*) |
| Rebounds | 18 vs. South Carolina State (12/21/11) |
| Assists | 4 (three times) |
| Blocked Shots | 2 (seven times) |
| Steals | 3 (twice) |
| Minutes Played | 38 (twice) |

* At Mississippi State



31 BARRY HONORÉ

6-7, 270, SENIOR, FORWARD
GARLAND, TEXAS
(SOUTHERN UNIVERSITY)

| PTS | REB | BLK | MIN |
|-----|-----|-----|-----|
| 0.9 | 0.9 | 0.6 | 4.7 |


HONORÉ GAME BY GAME IN 2011-12

| Date | Opponent | MIN | FG | 3FG | FT | O-D-T | PF | A | TO | B | S | TP |
|------|----------------------|-----|-----|-----|-----|-------|----|---|----|---|---|----|
| N11 | Idaho State | 5 | 1-1 | 0-0 | 0-0 | 0-0-0 | 0 | 0 | 0 | 2 | 0 | 2 |
| N18 | Coppin State | 8 | 0-0 | 0-0 | 2-2 | 2-1-3 | 0 | 0 | 1 | 1 | 0 | 2 |
| N24 | vs. Washington State | 1 | 0-0 | 0-0 | 0-0 | 0-0-0 | 0 | 0 | 0 | 0 | 0 | 0 |
| N25 | vs. Santa Clara | 2 | 0-0 | 0-0 | 0-0 | 0-0-0 | 1 | 0 | 1 | 0 | 0 | 0 |
| N27 | vs. Saint Louis | 1 | 0-0 | 0-0 | 0-0 | 0-0-0 | 0 | 0 | 0 | 0 | 0 | 0 |
| D2 | Sacramento State | 5 | 1-3 | 0-0 | 0-0 | 1-0-1 | 1 | 0 | 1 | 1 | 0 | 2 |
| D8 | Oral Roberts | 3 | 0-2 | 0-0 | 0-0 | 0-0-0 | 0 | 0 | 0 | 0 | 0 | 0 |
| D10 | Arkansas | 10 | 1-1 | 0-0 | 0-0 | 2-1-3 | 2 | 0 | 0 | 1 | 0 | 2 |
| D17 | vs. Houston | 5 | 0-0 | 0-0 | 0-0 | 0-0-0 | 0 | 0 | 0 | 1 | 0 | 0 |
| D21 | South Carolina State | 10 | 1-1 | 0-0 | 0-0 | 2-0-2 | 0 | 0 | 0 | 1 | 0 | 2 |
| D29 | at Cincinnati | 2 | 0-0 | 0-0 | 0-0 | 0-1-1 | 0 | 0 | 0 | 0 | 0 | 0 |
| D31 | Northwestern State | | | | | | | | | | | |
| J3 | at Missouri | | | | | | | | | | | |
| J7 | Kansas | | | | | | | | | | | |
| J9 | at Oklahoma State | | | | | | | | | | | |
| J14 | Kansas State | | | | | | | | | | | |
| J17 | Texas Tech | | | | | | | | | | | |
| J21 | at Texas A&M | | | | | | | | | | | |
| J24 | Baylor | | | | | | | | | | | |
| J28 | at Kansas State | | | | | | | | | | | |
| F1 | at Kansas | | | | | | | | | | | |
| F4 | Iowa State | | | | | | | | | | | |
| F6 | Missouri | | | | | | | | | | | |
| F11 | at Texas Tech | | | | | | | | | | | |
| F14 | Texas | | | | | | | | | | | |
| F18 | at Iowa State | | | | | | | | | | | |
| F22 | Oklahoma State | | | | | | | | | | | |
| F25 | at Baylor | | | | | | | | | | | |
| F29 | at Texas | | | | | | | | | | | |
| M3 | Texas A&M | | | | | | | | | | | |

* Starter

HONORÉ'S OKLAHOMA HIGHS

| | |
|-----------------------------|----------------------------------|
| Points | 6 (twice) |
| Field Goals | 3 (twice) |
| Field Goal Attempts | 4 vs. Texas Southern (11/18/10) |
| 3-Point Field Goals | None |
| 3-Point Field Goal Attempts | 1 vs. Texas A&M (1/8/11) |
| Free Throws Made | 1 vs. Virginia (11/23/10) |
| Free Throw Attempts | 2 vs. Virginia (11/23/10) |
| Rebounds | 3 (six times) |
| Assists | 2 vs. Texas Southern (11/18/10) |
| Blocked Shots | 2 (twice) |
| Steals | None |
| Minutes Played | 19 vs. Texas Southern (11/18/10) |



32 CASEY ARENT

6-10, 227, JUNIOR, CENTER
PENRYN, CALIF.
(SIERRA COLLEGE)

| PTS | REB | STL | MIN |
|-----|-----|-----|------|
| 2.2 | 3.3 | 0.4 | 10.1 |

ARENT GAME BY GAME IN 2011-12

| Date | Opponent | MIN | FG | 3FG | FT | O-D-T | PF | A | TO | B | S | TP |
|------|----------------------|-----|-----|-----|-----|-------|----|---|----|---|---|----|
| N11 | Idaho State | 12 | 1-2 | 0-0 | 2-2 | 1-0-1 | 1 | 0 | 3 | 0 | 1 | 4 |
| N18 | Coppin State | 13 | 3-5 | 0-0 | 0-0 | 3-6-9 | 2 | 1 | 1 | 1 | 0 | 6 |
| N24 | vs. Washington State | 9 | 1-3 | 0-0 | 0-0 | 2-1-3 | 0 | 0 | 2 | 1 | 0 | 2 |
| N25 | vs. Santa Clara | 8 | 1-2 | 0-0 | 0-0 | 1-1-2 | 2 | 0 | 0 | 0 | 0 | 2 |
| N27 | vs. Saint Louis | 15 | 1-2 | 0-0 | 0-0 | 1-0-1 | 3 | 0 | 0 | 0 | 0 | 2 |
| D2 | Sacramento State | 13 | 0-2 | 0-0 | 0-0 | 1-2-3 | 1 | 0 | 3 | 0 | 2 | 0 |
| D8 | Oral Roberts | 6 | 0-3 | 0-0 | 0-0 | 2-0-2 | 2 | 0 | 1 | 0 | 0 | 0 |
| D10 | Arkansas | 5 | 0-1 | 0-0 | 0-0 | 0-0-0 | 2 | 0 | 1 | 0 | 1 | 0 |
| D17 | vs. Houston | | | | | DNP | | | | | | |
| D21 | South Carolina State | 10 | 2-4 | 0-0 | 0-0 | 4-5-9 | 2 | 0 | 1 | 0 | 0 | 4 |
| D29 | at Cincinnati | | | | | DNP | | | | | | |
| D31 | Northwestern State | | | | | | | | | | | |
| J3 | at Missouri | | | | | | | | | | | |
| J7 | Kansas | | | | | | | | | | | |
| J9 | at Oklahoma State | | | | | | | | | | | |
| J14 | Kansas State | | | | | | | | | | | |
| J17 | Texas Tech | | | | | | | | | | | |
| J21 | at Texas A&M | | | | | | | | | | | |
| J24 | Baylor | | | | | | | | | | | |
| J28 | at Kansas State | | | | | | | | | | | |
| F1 | at Kansas | | | | | | | | | | | |
| F4 | Iowa State | | | | | | | | | | | |
| F6 | Missouri | | | | | | | | | | | |
| F11 | at Texas Tech | | | | | | | | | | | |
| F14 | Texas | | | | | | | | | | | |
| F18 | at Iowa State | | | | | | | | | | | |
| F22 | Oklahoma State | | | | | | | | | | | |
| F25 | at Baylor | | | | | | | | | | | |
| F29 | at Texas | | | | | | | | | | | |
| M3 | Texas A&M | | | | | | | | | | | |

* Starter

ARENT'S CAREER HIGHS

| | |
|-----------------------------|----------------------------------|
| Points | 6 vs. Coppin State (11/18/11) |
| Field Goals | 3 vs. Coppin State (11/18/11) |
| Field Goal Attempts | 5 vs. Coppin State (11/18/11) |
| 3-Point Field Goals | None |
| 3-Point Field Goal Attempts | None |
| Free Throws Made | 2 vs. Idaho State (11/11/11) |
| Free Throw Attempts | 2 vs. Idaho State (11/11/11) |
| Rebounds | 9 (twice) |
| Assists | 1 vs. Coppin State (11/18/11) |
| Blocked Shots | 1 (twice) |
| Steals | 2 vs. Sacramento State (12/2/11) |
| Minutes Played | 15 vs. Saint Louis (11/27/11) |

ROSTERS

NUMERICAL

| No. | Name | Pos. | Cl. | Ht. | Wt. | Hometown (Last School) |
|-----|---------------------|------|-----|------|-----|--|
| 1 | Sam Grooms | G | Jr. | 6-1 | 203 | Greensboro, N.C. (Chipola College [Fla.]) |
| 2 | Steven Pledger** | G | Jr. | 6-4 | 222 | Chesapeake, Va. (Atlantic Shores Christian School) |
| 3 | T.J. Franklin^ | G | Sr. | 5-11 | 175 | Fort Worth, Texas (North Crowley HS) |
| 4 | Andrew Fitzgerald** | F | Jr. | 6-8 | 247 | Baltimore, Md. (Brewster Academy [N.H.]) |
| 5 | C.J. Washington* | F | Sr. | 6-7 | 230 | Stringtown, Okla. (Connors State JC) |
| 12 | Jarrold Kruger# | G | So. | 6-1 | 174 | Topeka, Kan. (Kansas State University) |
| 13 | James Fraschilla^ | G | Fr. | 5-10 | 142 | Dallas, Texas (Highland Park HS) |
| 14 | Carl Blair* | G | Jr. | 6-2 | 205 | Houston, Texas (University of New Orleans) |
| 15 | Tyler Neal* | F | So. | 6-7 | 227 | Oklahoma City, Okla. (Putnam City West HS) |
| 21 | Cameron Clark* | G | So. | 6-6 | 198 | Sherman, Texas (Sherman HS) |
| 22 | Amath M'Baye# | F | Jr. | 6-9 | 214 | Bordeaux, France (University of Wyoming) |
| 24 | Romero Osby | F | Jr. | 6-8 | 232 | Meridian, Miss. (Mississippi State University) |
| 31 | Barry Honoré*^ | F | Sr. | 6-7 | 270 | Garland, Texas (Southern University) |
| 32 | Casey Arent | C | Jr. | 6-10 | 227 | Penryn, Calif. (Sierra College) |

ALPHABETICAL

| No. | Name | Pos. | Cl. | Ht. | Wt. | Hometown (Last School) |
|-----|---------------------|------|-----|------|-----|--|
| 32 | Casey Arent | C | Jr. | 6-10 | 227 | Penryn, Calif. (Sierra College) |
| 14 | Carl Blair* | G | Jr. | 6-2 | 205 | Houston, Texas (University of New Orleans) |
| 21 | Cameron Clark* | G | So. | 6-6 | 198 | Sherman, Texas (Sherman HS) |
| 4 | Andrew Fitzgerald** | F | Jr. | 6-8 | 247 | Baltimore, Md. (Brewster Academy [N.H.]) |
| 3 | T.J. Franklin^ | G | Sr. | 5-11 | 175 | Fort Worth, Texas (North Crowley HS) |
| 13 | James Fraschilla^ | G | Fr. | 5-10 | 142 | Dallas, Texas (Highland Park HS) |
| 1 | Sam Grooms | G | Jr. | 6-1 | 203 | Greensboro, N.C. (Chipola College [Fla.]) |
| 31 | Barry Honoré*^ | F | Sr. | 6-7 | 270 | Garland, Texas (Southern University) |
| 12 | Jarrold Kruger# | G | So. | 6-1 | 174 | Topeka, Kan. (Kansas State University) |
| 22 | Amath M'Baye# | F | Jr. | 6-9 | 214 | Bordeaux, France (University of Wyoming) |
| 15 | Tyler Neal* | F | So. | 6-7 | 227 | Oklahoma City, Okla. (Putnam City West HS) |
| 24 | Romero Osby | F | Jr. | 6-8 | 232 | Meridian, Miss. (Mississippi State University) |
| 2 | Steven Pledger** | G | Jr. | 6-4 | 222 | Chesapeake, Va. (Atlantic Shores Christian School) |
| 5 | C.J. Washington* | F | Sr. | 6-7 | 230 | Stringtown, Okla. (Connors State JC) |

* Letters earned at Oklahoma

^ Walk-on

Sitting out the 2011-12 season due to NCAA transfer rules

STAFF

Head Coach: Lon Kruger (Kansas State '75)

Assistant Coaches:

Chris Crutchfield (Nebraska-Omaha '92)

Steve Henson (Kansas State '90)

Lew Hill (Wichita State '88)

Director of Operations:

Mike Shepherd (Kansas State '98)

Video Coordinator:

Scott Thompson (Mississippi '02)

Director of Student-Athlete Performance:

Jozsef Szendrei (Oklahoma '03)

Trainer: Alex Brown (Appalachian State '79)

PRONUNCIATION GUIDE

Casey **Arent**: ARNT

James **Fraschilla**: frush-SHILL-UH

Barry **Honoré**: ahn-o-RAY

Amath M'Baye: ah-MOTT EM-by

Romero **Osby**: AHZ-bee